

HEALTH AND WELLBEING BOARD - 25th February, 2015

Title of paper:	Approval of the Pharmaceutical Needs Assessment	
Director(s)/ Corporate Director(s):	Chris Kenny / Colin Monckton	Wards affected: All
Report author(s) and contact details:	Jean Robinson, Head of Information (Public Health), 0115 8765428, jean.robinson@nottinghamcity.gov.uk	
Other colleagues who have provided input:	Cathy Quinn, Associate Director of Public Health, Public Health- Nottinghamshire County, Tel: 0115 9772882, cathy.quinn@nottscc.gov.uk	
Date of consultation with Portfolio Holder(s) (if relevant)		
Relevant Council Plan Strategic Priority:		
Cutting unemployment by a quarter		<input type="checkbox"/>
Cut crime and anti-social behaviour		<input type="checkbox"/>
Ensure more school leavers get a job, training or further education than any other City		<input type="checkbox"/>
Your neighbourhood as clean as the City Centre		<input type="checkbox"/>
Help keep your energy bills down		<input type="checkbox"/>
Good access to public transport		<input type="checkbox"/>
Nottingham has a good mix of housing		<input type="checkbox"/>
Nottingham is a good place to do business, invest and create jobs		<input type="checkbox"/>
Nottingham offers a wide range of leisure activities, parks and sporting events		<input type="checkbox"/>
Support early intervention activities		<input type="checkbox"/>
Deliver effective, value for money services to our citizens		<input checked="" type="checkbox"/>
Relevant Health and Wellbeing Strategy Priority:		
Healthy Nottingham: Preventing alcohol misuse		<input checked="" type="checkbox"/>
Integrated care: Supporting older people		<input checked="" type="checkbox"/>
Early Intervention: Improving Mental Health		<input checked="" type="checkbox"/>
Changing culture and systems: Priority Families		<input type="checkbox"/>
Summary of issues (including benefits to citizens/service users and contribution to improving health & wellbeing and reducing inequalities):		
<p>The Pharmaceutical Needs Assessment (PNA) is a statutory responsibility of the Health and Wellbeing Board. It looks at the need for pharmaceutical services across the City in order to inform commissioning of services and provide support for NHS England decisions on pharmacy applications. The City Council is required to publish the PNA (on line) by April 2015 and undertake a subsequent review in 2018 unless substantial changes in need warrant an early review. This PNA replaces the previous PNA published by NHS Nottingham City in 2010.</p>		
Recommendation(s):		
1	The Board should approve the Nottingham City PNA	
2	The Board should approve publication of the PNA and its appendices on Nottingham Insight in April 2015.	
3	To note – there are no cost implications associated with the PNA	

How will these recommendations champion mental health and wellbeing in line with the Health and Wellbeing Board aspiration to give equal value to mental health and physical health ('parity of esteem'):

The PNA will support the commissioning of pharmacy based services in the community such as needle exchange and supervised consumption for drug users, help with medicines for older people, improved access to contraceptive and sexual health services and development of new services which may be delivered in pharmacies to meet local need.

1. REASONS FOR RECOMMENDATIONS

The Pharmaceutical Needs Assessment (PNA) is a statutory requirement of the Health and Wellbeing Board and the regulations require that the PNA be published on line by April 2015. The needs of the local population with regard to pharmaceutical services have been assessed. The current balance of community pharmacies and Dispensing Appliance Contractors provide a comprehensive range of services to the local population. Analysis of health needs and a public consultation did not provide any evidence of a lack of provision of pharmaceutical services. Housing projections in the short to medium term (3-5 years) are not expected increase the local population beyond current capacity. The widespread access to community pharmacies across Nottingham City provides an opportunity to make better use of the skills and experience of this workforce to contribute to improvements in health and wellbeing. Commissioners of services may wish to explore new delivery models to utilise this resource and raise awareness of existing services.

2. BACKGROUND (INCLUDING OUTCOMES OF CONSULTATION)

The local Pharmaceutical Needs Assessment (PNA) is a document that outlines services and ensures both that pharmaceutical services across Nottingham City meet the needs of the population and that they are in the correct locations to support the residents of Nottingham.

This PNA replaces the NHS Nottingham City PNA published in 2010. The PNA is used to inform the planning of services that can be delivered predominantly by community pharmacies to meet the health needs of the population and is used by NHS England to identify the pharmaceutical needs of the local population and to support the decision making process for pharmacy applications.

This report includes an overview of the pharmacy regulations with regard to pharmaceutical needs assessment in addition to a review of the range of pharmaceutical services that are currently provided or may be commissioned in the future. The report sets out the process followed by the PNA steering group in the development of the PNA. The geographical area of the city has been divided into Local Area Committee areas (LACs) for the purpose of reviewing health needs and service provision at local level.

Pharmaceutical services are provided by Community Pharmacies, Dispensing GP Practices and Dispensing Appliance Contractors.

The Nottingham City has 67 Community Pharmacies one of which is a Distance Selling (on-line) Pharmacy and 2 Dispensing Appliance Contractors (DACs). There are no Dispensing GP practices.

In addition to their traditional role of providing prescription medicines, community pharmacies are important providers of further health services to their communities such as medicines reviews and smoking cessation.

A comprehensive range of sources has been used to describe the health and social conditions of the LAC populations. This document provides details of:

- Population demographics: age, deprivation and health needs
- Public survey on pharmacy needs
- Number and location of community pharmacies and DACs and the services commissioned
- Analysis of any gaps in necessary services
- Analysis of any gaps in enhanced services or access to services
- Impact of population changes and house building
- A description of any NHS service (or similar) which may affect pharmaceutical need
- Formal consultation on final draft PNA

From April 1st 2015 the Derbyshire & Nottinghamshire NHS England (NB: care re terminology due to NHSE restructure) Area Team will commission:

- Pharmacy First (Minor Ailment Scheme)
- Palliative Care Drug Stockist Scheme
- Out of Hours roster
- Emergency supply of prescription medicines service
- 100 hours service

Nottingham City CCG locally commissions:

- Healthy Living Leads Service
- Supporting vulnerable patients with medicines (under review)
- Not Dispensed Scheme

Nottingham City Council commissions the following services from community pharmacies:

- Supervised consumption service
- Needle exchange services
- Emergency hormonal contraception
- Chlamydia screening and treatment service
- C card condom scheme for young people
- Pregnancy testing
- Stop Smoking Services (New Leaf)

Given the broadened range of responsibilities, there is a need to maintain oversight of Pharmaceutical need and range of services commissioned to meet this need. This will continue to be a challenge with the evolving landscape for NHS and local government.

The PNA did not identify any gaps in pharmaceutical services for the Nottingham City population. Nottingham City is well served by community pharmacies providing a range of services sensitive to local health needs. Access is good and there is a good spread of pharmacies with longer opening hours and open at weekends.

A public consultation on pharmacy services did not identify any major issues with current provision. Over half of respondents expressed an interest in additional services that could be provided by pharmacies. These include weight management, NHS Health Checks, cholesterol testing, blood pressure monitoring and seasonal vaccinations. However the consultation response rate was very low (74 responses in total) and not representative of the City population so commissioners would be advised to carry out further research in this area before committing to new services. The widespread access to community pharmacies within Nottingham City could provide an opportunity to make better use of the skills and experience of this workforce. Commissioners of services may wish to explore new delivery models to utilise this resource. The consultation highlighted that Pharmacy staff may be one of the key groups who can help to identify isolated older people. Commissioning of new services would need to be considered subject to further research into need, acceptability, clear evidence of benefit and value for money and improved health outcomes.

3. OTHER OPTIONS CONSIDERED IN MAKING RECOMMENDATIONS

Alternative options were not considered.

4. FINANCIAL IMPLICATIONS (INCLUDING VALUE FOR MONEY/VAT)

There are no direct financial implications or value for money issues arising from this report

5. RISK MANAGEMENT ISSUES (INCLUDING LEGAL IMPLICATIONS AND CRIME AND DISORDER ACT IMPLICATIONS)

The PNA has been reviewed by the legal department. They are satisfied that the regulations guiding the PNA process have been met and the conclusions have no financial implications for the council.

6. EQUALITY IMPACT ASSESSMENT

Has the equality impact been assessed?

Not needed (report does not contain proposals or financial decisions)

No

Yes – Equality Impact Assessment is included in the PNA appendices

Due regard should be given to the equality implications identified in the EIA.

7. LIST OF BACKGROUND PAPERS OTHER THAN PUBLISHED WORKS OR THOSE DISCLOSING CONFIDENTIAL OR EXEMPT INFORMATION

Nottingham City Pharmaceutical Needs Assessment 2015 (60 pages)

Appendices in a separate document:

1. PNA Process Papers
 - a) HWB/CEG Project Update
 - b) Steering Group Terms of Reference

2. Work Plan / Communication Plan
3. List of pharmacies and services provided
4. Public Needs Survey
 - a) Public Needs Survey questionnaire
 - b) Results of Public Needs Survey – City
5. Formal Consultation
 - a) Formal Consultation questionnaire
 - b) Consultation responses
6. Equity Impact Assessment
7. Pharmacy opening hours
8. List of GP practices
9. List of Sexual Health Clinics
10. List of Smoking Cessation Services
11. Map of care homes and pharmacies

8. PUBLISHED DOCUMENTS REFERRED TO IN COMPILING THIS REPORT

Pharmaceutical Services and Local Pharmaceutical Services Regulations 2013
www.legislation.gov.uk/uksi/2013/349/pdfs/uksi_20130349_en.pdf

Nottingham City Pharmaceutical Needs Assessment 2015

Appendices

- 1. PNA Process Papers**
 - a) HWB/CEG Project Update**
 - b) Steering Group Terms of Reference**
- 2. Work Plan / Communication Plan**
- 3. List of pharmacies and services provided**
- 4. Public Needs Survey**
 - a) Public Needs Survey questionnaire**
 - b) Results of Public Needs Survey – City**
- 5. Formal Consultation**
 - a) Formal Consultation questionnaire**
 - b) Consultation responses**
- 6. Equity Impact Assessment**
- 7. Pharmacy opening hours**
- 8. List of GP practices**
- 9. List of Sexual Health Clinics**
- 10. List of Smoking Cessation Services**
- 11. Map of care homes and pharmacies**

Appendix 1a

Nottingham City Pharmaceutical Needs Assessment (PNA)

Project plan: Update for HWB CEG 20/08/13

Purpose

From April 2013 every Health and Wellbeing Board has a statutory responsibility to produce and publish a PNA. Public Health Nottingham City will lead the development of the Pharmaceutical Needs Assessment (PNA) and keep up to date a statement of the needs for pharmaceutical services of the population of Nottingham City. Nottingham City and Nottinghamshire County have chosen to undertake this work jointly in order to increase efficiencies although two separate PNAs will be published. A variety of stakeholders will need to make significant contributions to this work.

The PNA developed as an output of this project will replace Nottingham City's existing PNA published in February 2011 and fulfil the statutory requirement to publish a revised one by April 2015.

Aims of the PNA

1. Identify the pharmaceutical needs of the population of Nottingham City.
2. Support the decision making process for pharmacy applications (subject to regulation).
3. Support commissioning decisions in relation to pharmacy services.
4. To identify gaps in provision when mapped against health need.
5. To determine which directed services (advanced and enhanced) exempt applications (e.g. 100 hour pharmacies) must provide

The objectives of the PNA

1. To have a clear picture of the distribution and provision of essential and advanced pharmaceutical services in Nottingham City.
2. Provide a clear picture to commissioned and potential contractors of current service provision by community pharmacies and identify any gaps in provision
3. To facilitate the planning process of possible future community pharmaceutical service requirements as identified within the PNA
4. To enable robust commissioning decisions for enhanced services from community pharmacies where needs are identified
5. To facilitate the directing of enhanced services that community pharmacies under the „exempt“ category within the current control of entry regulations (100 hour and wholly internet pharmacies) should provide.

The PNA will enable health and social care organisations in Nottingham City to commission services from community pharmacy that meet local needs and deliver services that are demonstrated to be evidence based and value for money to enable community pharmacy to become an intrinsic element of the local health system.

The PNA will be used as a basis to determine future pharmaceutical service provision and market entry to support local health needs. It will also be used to take current stock of services and to identify gaps in current services relating to population health needs. The scope of services included is to be agreed.

Steering Group

A multi-agency steering group will support the development of the PNA for Nottingham City and Nottinghamshire County. The 'PNA Steering Group' will be accountable to Nottingham City Health and Wellbeing Board and Nottinghamshire County Health and Well Being Board. The steering group will include representatives from:

- NHS England Area Team Derbyshire and Nottinghamshire
- NHS England Area Team South Yorkshire and Bassetlaw
- County CCG representative (for the 6 CCGS) – Medicines Management
- City CCG representative – Medicines Management
- Local Pharmaceutical Committee (LPC)
- Local Medical Committee (LMC)
- Public Health information team (joint team covers City and County Public Health)
- Associate Director of Public Health (PNA Sponsor County)
- Consultant in Public Health Medicine (PNA Sponsor City)
- Public Health Manager x2 (City and County)

Task and finish groups will be set up to complete tasks defined by the steering group.

Timeline

	Jun-13	Jul-13	Aug-13	Sep-13	Oct-13	Nov-13	Dec-13	Jan-14	Feb-14	Mar-14	Apr-14	May-14	Jun-14	Jul-14	Aug-14	Sep-14	Oct-14	Nov-14	Dec-14	Jan-15	Feb-15	Mar-15	
Paper to HWB CEG to agree broad process and timescales																							
Stakeholder engagement																							
Formation of steering group																							
Data scoping																							
Plan data collection																							
Write background info for PNA																							
List of consultees agreed																							
Draft Questionnaire																							
Data collection																							
Data analysis																							
Data analysis into PNA																							
Draft PNA ready for consultation																							
Consultation																							
Incorporate consultation results into PNA																							
Final draft of PNA to HWB																							
PNA published																							

Recommendations:

The CEG is asked to:

- Agree principle of joint working with Nottinghamshire County
- Confirm support as needed to complete PNA

Appendix 1b

Nottinghamshire County and Nottingham City Pharmaceutical Needs Assessment (PNA) Steering Group

DRAFT Terms of Reference – December 2013

PNA Purpose

Introduction

From April 2013 responsibility for producing a Pharmaceutical Needs Assessment (PNA) transferred from PCTs to Health and Wellbeing Boards. Nottingham City and Nottinghamshire County councils both have their own Health and Wellbeing Boards. These are local authority committees but have statutory membership including the relevant Clinical Commissioning Groups. The regulations state that each Health and Wellbeing Board must produce a revised PNA by April 2015. Nottingham City and Nottinghamshire County have chosen to undertake this work jointly in order to increase efficiencies although two separate PNAs will be published. A variety of stakeholders will need to make significant contributions to this work. Public Health Nottinghamshire County and Nottingham City will lead the development of the PNAs and keep up to date a statement of the needs for pharmaceutical services of the relevant populations.

Aim of the PNA

To *systematically* identify what is needed by the population at a local level, describe services that are currently delivered, and in consultation with stakeholders, recommend options for improvement within existing pharmaceutical services as well as providing a rationale for future new entrant pharmacies.

Objectives of the PNAs

6. Identify the pharmaceutical needs of the population of Nottinghamshire and Nottingham City.
7. Support the decision making process for pharmacy applications (subject to regulation).
8. Support commissioning decisions in relation to pharmacy services.
9. To identify gaps in provision when mapped against health need.
10. To determine which directed services (advanced, enhanced and locally commissioned) exempt applications (e.g. 100 hour pharmacies) must provide

The PNA will enable health and social care organisations in Nottinghamshire to commission services from community pharmacy that meet local needs and deliver services that are demonstrated to be evidence based and value for money to enable community pharmacy to become an intrinsic element of the local health system.

The PNA will be used as a basis to determine future pharmaceutical service provision and market entry to support local health needs. It will also be used to take current stock of services and to identify gaps in current services relating to population health needs. The scope of services included is to be agreed.

Proposed service Scope

- Community pharmacies
- Dispensing practices
- Appliance contractors

- Hospital pharmacies
- Internet pharmacies

Aim of the Steering group

To drive and oversee the development and production of high quality PNAs for both Nottinghamshire and Nottingham City, by the required production date of April 2015.

Steering group membership

- Associate Director of Public Health (PNA Sponsor County)
- Consultant in Public Health Medicine (PNA Sponsor City)
- Public Health Manager x2 (City and County)
- Public Health information team (joint team covers City and County Public Health)
- NHS England Area Team Derbyshire and Nottinghamshire
- NHS England Area Team South Yorkshire and Bassetlaw
- Local Pharmaceutical Committee (LPC)
- County CCG representative (for the 6 CCGs) – Medicines Management
- City CCG representative – Medicines Management

Accountability

The steering group will be accountable to both Nottingham City and Nottinghamshire County Health and Wellbeing Boards.

Responsibilities of all steering group members

Partners will agree and support the development and production of both PNAs, providing expert advice and support as required.

Meetings

Meetings will be held bi-monthly or as required at venues accessible to all partners.

Chair

The group will be chaired on an alternating basis by Cathy Quinn (Associate Director of Public Health, Notts County council) and Jo Copping (Consultant in Public Health Medicine, Nottingham City Council)

Quoracy

Meetings will be deemed quorate when representatives from the following members are present: Public Health team (County), Public Health (City), Local Area Team (Derbyshire and Nottinghamshire), LPC (Nottinghamshire).

Administration

Public Health, Nottingham City will provide admin support [until December 2013, future arrangements TBC]

Appendix 2 PNA Communication Plan 2014/2015

<u>Start Date</u>		<u>Activity</u>	<u>Who</u>	<u>To be achieved by</u>	<u>RAG</u>
Jan 14	1	Pharmacy and Citizen consultation launch	LN	17 Feb 14	G
11 Feb 14	2	Update project plan and activity log	NN	18 Feb 14	G
Feb 14	3	Email distribution lists	LN	Feb 14	G
25 Feb 14	4	Commissioning organisations to submit detail of services and activity data to NN – CCG, LA, NHS England (County/City)	NN	25 Feb 14	G
Jan 14	5	Identify responsibility to Pharmaceutical Need summary sections	NN JR	25 Feb 14	G
Feb 14	6	Provide Sam Aderson with all commissioning data – Nicola North to collate	SA	26 Feb 14	G
Feb 14	7	1 st draft of the PNA introduction sent to NN – Sam Travis – Jean to discuss with Cathy	ST	28 Feb 14	G
Jan 14	8	Current PNA and Supplementary statements on websites – Robin Smith / Nicola North	NN/RS	28 Feb 14	G
28 Feb 14	9	Start to Collate incoming amendments for supplementary statement – August 2014 February 15 – Nicola North	NN	28 Feb 14	G
Feb 14	10	Data team to cross match all mapping detail and finalise	NN/SA	5 Mar 14	G
Mar 14	11	City PNA Lead to provide County PNA Lead with an update re: Introduction section	JR	7 Mar 14	G
March 14	12	Produce 1 st draft of: Demographics section / Health profiles	JR	7 Mar 14	G
March 14	13	Inform LPC of the website links to the PNA and consultation documents (Nick hunter)	NN	10 Mar 14	G
March 14	14	Sam to work on the intro section and send NN a draft	SA	13 Mar 14	G
11 Mar 14	15	County PNA Lead to identify ePACT data source	NN/JR	14 Mar 14	G
14 Mar 14	16	Agenda ready for circulation for the 26 th March Steering group - MEETING CANCELLED	NN	14 Mar 14	G
14 Mar 14	17	Re-arrange and inform SG of new details re next meeting	NN	26 Mar 14	G
Jan 14	18	Demographics section ready for circulation prior to 14 th May steering group	JR /NN	28 Mar 14	G
April 14	19	Health Profiles section ready for circulation prior to 14 th May steering group	JR/NN	4 Apr 14	G
April 14	20	Input paper questionnaires onto survey monkey	NN	25 Apr 14	G

1 April 14	21	County and City PNA Lead to discuss inputting issues	NN / JR	25 Apr 14	G
10 Mar 14	22	Research questions & refer to new regs for PNA final consultation questionnaire	NN/JR	30 April 14	G
Apr 14	23	Draft questionnaire ready for circulation prior to 14th May steering	NN/JR	5 May 14	G
Apr 14	24	Start putting Data analysis in to PNA	NN/JR	Apr 14	G
11 Apr 14	25	Pharmacy Consultation CLOSE	RS	11 Apr 14	G
25 Apr 14	26	Citizen Consultation CLOSE	RS	25 Apr 14	G
25 Apr 14	27	Input final questionnaire ready for summarising findings	NN	2 May 14	G
25 Apr 14	28	Start summary for pharmacy and citizen consultation – Dale Burton / Nicola North / Jean Robinson	DB NN/JR	25 Apr 14	G
25 Apr 14	29	Prize draw £20 – Cathy Quinn to draw – Nicola North	NN	2 May 14	G
30 Apr 14	30	Devise list of consultees prior to public consultation HWB /SG) at SG on 14 th May 2014	NN	30 Apr 14	G
30 Apr 14	31	Check actions from previous SG minutes	NN	30 Apr 14	G
30 Apr 14	32	Agenda ready for circulation for the 14 th May Steering group	NN	30 Apr 14	G
30 Apr 14	33	Confirm the PNA is on the risk register for the County and City	NN/JR	2 May 14	G
20 May 14	34	Circulate SG minutes to group	HR / NN	21 May 14	G
20 May 14	35	Write letter to prize draw winner and post out the voucher	HR / NN	21 May 14	G
20 May 14	36	SG to receive pharmacy questionnaire	HR / NN	21 May 14	G
21 May 14	37	SG comments to be considered for pharmacy questionnaire	NN	21 May 14	G
17 May 14	38	Start SG actions form meeting on 14 th May - Area manager list from Sam Travis and start pharmacy questionnaire launch for second time	ST / NN	21 May 14	G
20 May 14	39	LAUNCH Pharmacy fact finding questionnaire to pharmacy area managers	DB NN	22 May 14	G
30 May 14	40	Pharmaceutical Need summary sections ready for steering group on 25 th June 2014	JR/DB/NN	30 May 14	G
June 14	41	Start draft of final conclusion for the PNA – Jean Robinson / Nicola North	JR/NN	June 2014	G
June 14	42	Plan consultation, questionnaire & Identify timescales for PNA consultation – Nicola North / PNA engagement sub group	NN/JR	June 2014	G
20 May 14	43	CLOSE Pharmacy fact finding consultation second phase	NN / DB	20 June 14	G
June 14	44	Request summary of findings for second phase from Data team	DB/NN	24 June 14	G
25 June 14	45	Draft PNA for discussion and comment on findings /statement of pharmaceutical need at SG 25 th June 2014	NN/JR	25 June 14	G
June 2014	46	Put PNA onto Feb 15 HWB / Feb CEG agenda to present final draft / sign off	NN	27 June 14	G

June 14	47	Final request for data NHSE CCG LA	NN`	August 14	G
June 2014	48	Agenda ready for circulation for the 13 th August 2014 Steering group – Nicola North	NN	5 August 14	G
June	49	Identify all individuals for consultation Raj and Jacqui Walker Robin	NN	8 Aug 14	G
June 14	50	Identify planning development data	NN	Aug 14	G
29 July 14	51	Cathy Quinn to agree budget for final consultation – Posters and paper copies – NONE	CQ	8 Aug 14	G
29 July 14	52	CQ and JR to agree County / City process for survey monkey	CQ JR	8 Aug 14	G
6 Aug 14	53	NN CQ JR meeting – move PNA consultation launch to 1 st October 14	NN CQ JR	8 Aug 14	G
4 th July 14	54	Draft PNA ready for SG 13 Aug and consultation – Nicola North & Jean Robinson	NN/JR	13 Aug 14	G
June 2014	55	SG Meeting 13 th August – County Hall Rm C	NN	13 Aug 14	G
20 Aug 14	56	Draft questionnaire to all SG members for comment	NN	20 Aug 14	G
20 Aug 14	57	Draft questionnaire comments in from SG members by 7 Sept 2014	NN	7 Sept 14	G
29 Aug 14	58	NN to send revised questionnaire including text to Dale	NN	10 Sept 14	G
29 July 14	59	JR to send NN the final draft PNAs ready for legal sign off	JR	1 Sept 14	G
29 Aug 14	60	NN to discuss Equality Impact Assessment and responsibilities with CQ	NN/CQ	1 Sept 14	G
June 2014	61	Send legal Team the PNAs , questionnaires, Regs, opening text for legal sign off	NN	8 Sept 14	G
29 July 14	62	Dale Burton to design on line questionnaire and send to Robin Smith for sign off	DB/NN	18 Sept 14	G
June 2014	63	Legal Team to agree sign off of both PNAs	DH/KH/NN	19 Sept 14	G
June 2014	64	Complete draft Comm & Eng Implementation Plan for the PNA	NN	24 Sept 14	G
Sept 14	65	Confirm all details of Equality Impact Assessment	NN	24 Sept 14	G
29 July 14	66	NN / JR / JW / Helen Hill and RS to finalise mailing responsibilities /distribution list & Confirm a paper copy returns free postal address	NN/JR/NN/ JW/RS	24 Sept 14	G
29 July 14	67	NN to provide RS with all text and links for launch and put on City & County websites	NN/RS	25 Sept 14	G
Aug 2014	68	CONSULTAION LAUNCH – Nicola North / PNA engagement sub group /Robin Smith	RS/NN	1 OCT 14	G
Oct 2014	69	CONSULTAION CLOSE and analysed by – Dale Burton / Jean Robinson / Nicola North	DB/NN/JR	30 NOV 14	
Dec 14	70	Insert consultation results into PNA – NN & JR / PH trainee	JR/NN	Dec 14	
Jan 2015	71	Write papers to Present PNA draft to HWB – Nicola North / Jean Robinson /Cathy Quinn	JR/NN	Jan 2015	
Jan 2015	72	Planning to publish PNA – NN and PNA engagement sub group	NN	Jan 2015	

			RS		
Jan 2015	73	Communicate timescales regarding PURDAH to engagement sub group – Nicola North	NN/JR	Jan 2015	
Feb 2015	74	Write supplementary statement to both PNA's – Nicola North	NN	Feb 2015	
March 15	75	PUBLISH PNA	NN/JR	March 15	

Appendix 3a List of pharmacies and services commissioned by NHS England

ODS CODE	PHARMACY NAME	ADDRESS 1	ADDRESS 2	POST CODE	Ward	LAC	Type*	Pharmacy First	Medicines Use Review	New Medicines Service	Emergency Supply Service	Palliative Care
FGK20	Applegate Chemist	132 Alfreton Road	Radford	NG7 3NS	Arboretum	LAC4	CP	YES	YES	YES	YES	NO
FME59	ASDA Pharmacy	Radford Road	Hyson Green	NG7 5DU	Berridge	LAC5	CP	YES	YES	NO	NO	NO
FWP78	Asims Pharmacy	14/16 Colwick Road	Sneinton	NG2 4BU	Dales	LAC6	CP	YES	YES	YES	NO	NO
FH884	Averroes Pharmacy	Bulwell Riverside Centre,	Bulwell	NG6 8QJ	Bulwell	LAC1	CP	YES	YES	YES	YES	NO
FFN21	Bestway Panacea Healthcare Ltd	176 Southchurch Drive	Clifton	NG11 8AA	Clifton South	LAC8	CP	YES	YES	YES	YES	NO
FE148	Bestway Panacea Healthcare Ltd	Joint Services Service Development, St Ann's Well Road,	St Anns	NG3 4EZ	St Ann's	LAC6	CP	YES	YES	YES	NO	NO
FXG89	Bestway Panacea Healthcare Ltd	The Hucknall Road Pharmacy, Off Kibworth Close	Heathfield Estate	NG5 1NA	Basford	LAC2	CP	YES	YES	YES	YES	NO
FE193	Bestway Panacea Healthcare Ltd	42 Bailey Street	Old Basford	NG6 0HA	Basford	LAC2	CP	YES	NO	NO	NO	NO
FXE35	Bestway Panacea Healthcare Ltd	12 Harrow Road	Wollaton	NG8 1FG	Wollaton West	LAC7	CP	YES	YES	YES	YES	NO
FDK05	Bestway Panacea Healthcare Ltd	73-75 Bracebridge Drive	Bilborough	NG8 4PH	Bilborough	LAC3	CP	YES	YES	YES	NO	NO
FT108	Bestway Panacea Healthcare Ltd	412 Browtowe Lane	Aspley	NG8 5ND	Aspley	LAC3	CP	YES	YES	YES	YES	NO
FYJ21	Boots Pharmacy	11-19 Victoria Centre		NG1 3QS	St Ann's	LAC6	CP	YES	YES	YES	YES	YES
FLK31	Boots Pharmacy	40 Lister Gate / 2 Broadmarsh		NG1 7LB	Bridge	LAC8	CP	YES	YES	YES	YES	YES
FC109	Boots Pharmacy	222-224 Southchurch Drive	Clifton	NG11 8AA	Clifton South	LAC8	CP	YES	YES	YES	YES	YES

ODS CODE	PHARMACY NAME	ADDRESS 1	ADDRESS 2	POST CODE	Ward	LAC	Type*	Pharmacy First	Medicines Use Review	New Medicines Service	Emergency Supply Service	Palliative Care
FW027	Boots Pharmacy	Unit a, Riverside Retail Park	Queen's Drive	NG2 1AL	Bridge	LAC8	CP	YES	YES	YES	YES	YES
FLL23	Boots Pharmacy	594 Mansfield Road	Sherwood	NG5 2FS	Sherwood	LAC5	CP	YES	YES	YES	YES	YES
FKQ39	Boots Pharmacy	234 Beckhampton Road	Bestwood Park	NG5 5PA	Bestwood	LAC2	CP	YES	YES	YES	YES	NO
FLX00	Boots Pharmacy	1-3 Commercial Road	Bulwell	NG6 8HD	Bulwell	LAC1	CP	YES	YES	YES	YES	NO
FEO64	Boots Pharmacy	1-5 Main Street	Bulwell	NG6 8QH	Bulwell	LAC1	CP	YES	YES	YES	NO	YES
FFJ48	Boots Pharmacy	334 Derby Road	Lenton	NG7 2DW	Radford and Park	LAC4	CP	YES	YES	YES	YES	NO
FHV17	Boots Pharmacy	Cripps Health Centre	University Park	NG7 2RD	Wollaton East and Lenton Abbey	LAC7	CP	YES	YES	YES	YES	NO
FYD55	Boots Pharmacy	72 Ilkeston Road	Radford	NG7 3GQ	Radford and Park	LAC4	CP	YES	YES	YES	YES	NO
FN446	Boots Pharmacy	Mary Potter Centre	Hyson Green	NG7 7HY	Arboretum	LAC4	CP	YES	YES	YES	NO	NO
FPK97	Boots Pharmacy	164 Bramcote Lane	Wollaton	NG8 2QP	Wollaton West	LAC7	CP	YES	YES	YES	YES	NO
FVD01	Boots Pharmacy	Bilborough Medical Centre, 48 Bracebridge Drive	Bilborough	NG8 4PH	Bilborough	LAC3	CP	YES	YES	YES	YES	NO
FFP40	Boots Pharmacy	10 Broxtowe Lane	Cinder Hill	NG8 5NP	Aspley	LAC3	CP	YES	YES	YES	YES	YES
FG256	Boots Pharmacy	541 Aspley Lane	Aspley	NG8 5RW	Leen Valley	LAC3	CP	YES	YES	YES	YES	NO
FCM97	Boots Pharmacy	St Albans HC Hucknall Lane	Bulwell	NG6 8AQ	Bulwell	LAC1	CP	YES	YES	YES	NO	NO
FEM31	Canning Ltd	2 Beastmarket Hill	Old Market Square	NG1 6FB	Bridge	LAC8	CP	YES	YES	YES	NO	NO

ODS CODE	PHARMACY NAME	ADDRESS 1	ADDRESS 2	POST CODE	Ward	LAC	Type*	Pharmacy First	Medicines Use Review	New Medicines Service	Emergency Supply Service	Palliative Care
FTE10	Canning Ltd	61 Ilkeston Road	Radford	NG7 3GR	Radford and Park	LAC4	CP	YES	YES	YES	YES	NO
FQN36	Carrington Pharmacy	343-345 Mansfield Road	Carrington	NG5 2DA	Sherwood	LAC5	CP	YES	YES	NO	YES	NO
FH421	CHARLES S BULLEN STOMACARE LIMITED	4 Swinstead Close, Nottingham		NG8 3JG	Bilborough	LAC3	DAC	NO	NO	NO	NO	NO
FHN87	Cox Pharmacy	87 Oakdale Road		NG3 7EJ	Dales	LAC6	CP	YES	NO	NO	YES	NO
FTE05	Day Lewis Pharmacy	372 Southchurch Drive	Clifton	NG11 9FE	Clifton South	LAC8	CP	YES	YES	YES	NO	NO
FMR24	Day Night Pharmacy Ltd	116 Southchurch Drive	Clifton	NG11 8AD	Clifton North	LAC8	CP	YES	NO	YES	YES	NO
FA250	Evergreen Pharmacy	232 Highbury Road	Bulwell	NG6 9AF	Bulwell Forest	LAC1	CP	YES	YES	YES	NO	NO
FFX56	Forest Pharmacy	131 Arnold Road		NG5 5HR	Bestwood	LAC2	CP	YES	YES	YES	NO	NO
FF741	Glasshouse Chemist	41-44 Glasshouse Street		NG1 3LW	St Ann's	LAC6	CP	YES	YES	YES	NO	NO
FQ176	Hussains Late Night Pharmacy	69 Sneinton Dale	Sneinton	NG2 4LQ	Dales	LAC6	CP	YES	YES	YES	NO	NO
FKW86	Hyson Green Pharmacy	50 Gregory Boulevard	Hyson Green	NG7 5JD	Arboretum	LAC4	CP	YES	YES	YES	NO	NO
FFL99	Jayplex	724 Mansfield Road	Woodthorpe	NG5 3FW	Woodthorpe	LAC5	CP	YES	YES	NO	NO	NO
FT754	Jaysons Pharmacy	97 Arleston Drive	Wollaton	NG8 2GB	Wollaton West	LAC7	CP	YES	YES	YES	YES	NO
FE463	Knights Chemist	Unit 4, 9 Bestwood Park Drive West	Rise Park	NG5 5EJ	Bulwell Forest	LAC1	CP	YES	YES	NO	YES	NO
FWL65	Lloyds Pharmacy	113 Sneinton Road	Sneinton	NG2 4QL	St Ann's	LAC6	CP	YES	YES	YES	YES	NO
FAE17	Lloyds Pharmacy	682 Mansfield Road		NG5 2GE	Sherwood	LAC5	CP	YES	YES	YES	YES	NO
FJH38	Lloyds Pharmacy	103-105 Hartley Road	Radford	NG7 3AQ	Radford and Park	LAC4	CP	YES	YES	YES	YES	NO

ODS CODE	PHARMACY NAME	ADDRESS 1	ADDRESS 2	POST CODE	Ward	LAC	Type*	Pharmacy First	Medicines Use Review	New Medicines Service	Emergency Supply Service	Palliative Care
FVN99	Lloyds Pharmacy	158 Russell Drive	Wollaton	NG8 2BE	Wollaton West	LAC7	CP	YES	YES	YES	YES	NO
FAH90	Lloyds Pharmacy	441a Beechdale Road	Aspley	NG8 3LF	Leen Valley	LAC3	CP	YES	YES	YES	YES	NO
FM052	Manor Pharmacy	9 Bridgeway Centre	The Meadows	NG2 2JD	Bridge	LAC8	CP	YES	YES	YES	YES	NO
FXH72	Medina Chemist	85-89 Radford Road	Hyson Green	NG7 5DR	Arboretum	LAC4	CP	YES	YES	NO	NO	NO
FLX20	Midnight Pharmacy	194 Alfreton Road	Radford	NG7 3PE	Arboretum	LAC4	CP	YES	YES	NO	YES	NO
FF698	Mistrys Chemist	Unit 2-4, Top Valley Way	Top Valley	NG5 9DD	Bulwell Forest	LAC1	CP	YES	YES	YES	YES	NO
FPN68	Mistry's Pharmacy	Southglade Road	Bestwood	NG5 5GU	Bulwell Forest	LAC1	CP	YES	YES	YES	YES	NO
FQ318	MPharm (UK) Ltd	office 4 courtyard business centre	Southwold Drive	NG8 1GG	Wollaton West	LAC7	DSP	NO	YES	YES	NO	NO
FJM65	Omega Chemist	25 Flamstead Road	Strelley	NG8 6LR	Bilborough	LAC3	CP	YES	YES	YES	NO	NO
FVT05	Parmars	298 Woodborough Road	Mapperley	NG3 4JP	St Ann's	LAC6	CP	YES	YES	YES	YES	NO
FV607	Phakeys Pharmacy	149 Carlton Road		NG3 2FN	St Ann's	LAC6	CP	YES	YES	YES	YES	YES
FFA16	Queens Pharmacy	403, Nuthall Road	Aspley	NG8 5DB	Leen Valley	LAC3	CP	NO	YES	YES	YES	NO
FMD46	Radford Road Pharmacy	544 Radford Road	New Basford	NG7 7EA	Berridge	LAC5	CP	YES	YES	NO	NO	NO
FJ229	Sainsburys Pharmacy	Castle Bridge Road	Castle Marina	NG7 1GX	Bridge	LAC8	CP	YES	YES	YES	YES	YES
FJD56	Shallys Chemist	37 Beech Avenue	Sherwood	NG7 7LJ	Berridge	LAC5	CP	YES	YES	NO	NO	NO
FAT91	Sherwood Late Night Pharmacy	501-503 Mansfield Road	Sherwood	NG5 2JJ	Sherwood	LAC5	CP	NO	YES	NO	YES	NO
FRF42	Silverdale Pharmacy	44 Monksway	Silverdale	NG11 7FH	Clifton North	LAC8	CP	YES	YES	YES	NO	NO
FRF92	Tesco Stores Ltd	Tesco Instore Pharmacy	Top Valley	NG5 9DD	Bulwell Forest	LAC1	CP	YES	YES	YES	YES	NO

ODS CODE	PHARMACY NAME	ADDRESS 1	ADDRESS 2	POST CODE	Ward	LAC	Type*	Pharmacy First	Medicines Use Review	New Medicines Service	Emergency Supply Service	Palliative Care
FKM40	Tesco Stores Ltd	Jennison Street	Bulwell	NG6 8EQ	Bulwell	LAC1	CP	YES	YES	YES	YES	YES
FW548	Trust Pharmacy	Nottingham University NHS Hospitals Trust B Floor, QMC Campus	Derby Road	NG7 2UH	Dunkirk and Lenton	LAC4	CP	NO	NO	NO	YES	YES
FGX51	Turners Pharmacy	249 Sneinton Dale	Sneinton	NG3 7DQ	Dales	LAC6	CP	YES	YES	YES	NO	NO
FJN60	Vantage Pharmacy	407 Nuthall Road	Aspley	NG8 5DB	Leen Valley	LAC3	CP	YES	YES	YES	YES	NO
FP373	WILKINSON HEALTHCARE LTD	Unit 9 Glaisdale Business Centre,	Glaisdale Parkway, Bilborough	NG8 4GA	Bilborough	LAC3	DAC	NO	NO	NO	NO	NO

*Type of provider:

CP – Community Pharmacy; DAC – Dispensing Appliance Contractor; DSP – Distance Selling Pharmacy

Appendix 3b List of pharmacies and services commissioned by Local Authorities or CCGs

ODS CODE	PHARMACY NAME	ADDRESS 1	ADDRESS 2	POST CODE	Ward	LAC	Type*	Not Dispensed Scheme**	New Leaf	EHC	Chlamydia Treatment	Chlamydia screening	Pregnancy Testing	C-Card Pick up	Pharmacy NHS Health Checks	Supervised Consumption	Needle Exchange	Healthy Living**
FGK20	Applegate Chemist	132 Alfreton Road	Radford	NG7 3NS	Arboretum	LAC4	CP	YES	NO	YES	YES	NO	YES	YES	NO	NO	NO	YES
FME59	ASDA Pharmacy	Radford Road	Hyson Green	NG7 5DU	Berridge	LAC5	CP	NO	NO	YES	YES	NO	YES	YES	NO	YES	NO	NO
FWP78	Asims Pharmacy	14/16 Colwick Road	Sneinton	NG2 4BU	Dales	LAC6	CP	NO	YES	YES	YES	NO	YES	YES	NO	YES	NO	NO
FH884	Averroes Pharmacy	Bulwell Riverside Centre,	Bulwell	NG6 8QJ	Bulwell	LAC1	CP	NO	NO	YES	YES	NO	YES	YES	NO	YES	NO	NO
FFN21	Bestway Panacea Healthcare Ltd	176 Southchurch Drive	Clifton	NG11 8AA	Clifton South	LAC8	CP	YES	YES	YES	NO	NO	NO	YES	NO	YES	NO	NO
FE148	Bestway Panacea Healthcare Ltd	Joint Services Service Development, St Ann's Well Road,	St Anns	NG3 4EZ	St Ann's	LAC6	CP	YES	NO	NO	NO	NO	NO	NO	NO	YES	NO	NO
FXG89	Bestway Panacea Healthcare Ltd	The Hucknall Road Pharmacy, Off Kibworth Close	Heathfield Estate	NG5 1NA	Basford	LAC2	CP	YES	NO	YES	NO	NO	NO	YES	NO	YES	NO	YES
FE193	Bestway Panacea Healthcare Ltd	42 Bailey Street	Old Basford	NG6 0HA	Basford	LAC2	CP	YES	NO	NO	NO	NO	NO	YES	NO	YES	NO	NO

ODS CODE	PHARMACY NAME	ADDRESS 1	ADDRESS 2	POST CODE	Ward	LAC	Type*	Not Dispensed Scheme**	New Leaf	EHC	Chlamydia Treatment	Chlamydia screening	Pregnancy Testing	C-Card Pick up	Pharmacy NHS Health Checks	Supervised Consumption	Needle Exchange	Healthy Living**
FXE35	Bestway Panacea Healthcare Ltd	12 Harrow Road	Wollaton	NG8 1FG	Wollaton West	LAC7	CP	YES	NO	YES	NO	NO	NO	YES	NO	YES	NO	YES
FDK05	Bestway Panacea Healthcare Ltd	73-75 Bracebridge Drive	Bilborough	NG8 4PH	Bilborough	LAC3	CP	YES	NO	YES	NO	NO	NO	YES	NO	YES	NO	NO
FT108	Bestway Panacea Healthcare Ltd	412 Browtowe Lane	Aspley	NG8 5ND	Aspley	LAC3	CP	YES	YES	YES	NO	YES	YES	YES	NO	YES	NO	YES
FYJ21	Boots Pharmacy	11-19 Victoria Centre		NG1 3QS	St Ann's	LAC6	CP	NO	NO	YES	NO	NO	YES	YES	NO	YES	NO	NO
FLK31	Boots Pharmacy	40 Lister Gate / 2 Boardmarsh		NG1 7LB	Bridge	LAC8	CP	NO	YES	YES	NO	NO	YES	YES	NO	YES	YES	NO
FC109	Boots Pharmacy	222-224 Southchurch Drive	Clifton	NG11 8AA	Clifton South	LAC8	CP	NO	NO	YES	NO	NO	YES	YES	NO	YES	YES	NO
FW027	Boots Pharmacy	Unit a, Riverside Retail Park	Queen's Drive	NG2 1AL	Bridge	LAC8	CP	NO	NO	YES	NO	NO	YES	YES	NO	YES	YES	NO
FLL23	Boots Pharmacy	594 Mansfield Road	Sherwood	NG5 2FS	Sherwood	LAC5	CP	NO	NO	YES	NO	NO	NO	YES	NO	YES	NO	NO
FKQ39	Boots Pharmacy	234 Beckhampton Road	Bestwood Park	NG5 5PA	Bestwood	LAC2	CP	NO	YES	YES	YES	NO	NO	YES	NO	YES	NO	NO

ODS CODE	PHARMACY NAME	ADDRESS 1	ADDRESS 2	POST CODE	Ward	LAC	Type*	Not Dispensed Scheme**	New Leaf	EHC	Chlamydia Treatment	Chlamydia screening	Pregnancy Testing	C-Card Pick up	Pharmacy NHS Health Checks	Supervised Consumption	Needle Exchange	Healthy Living**
FLX00	Boots Pharmacy	1-3 Commercial Road	Bulwell	NG6 8HD	Bulwell	LAC1	CP	NO	NO	YES	NO	NO	YES	YES	NO	YES	NO	NO
FEO64	Boots Pharmacy	1-5 Main Street	Bulwell	NG6 8QH	Bulwell	LAC1	CP	NO	YES	YES	YES	NO	YES	YES	YES	YES	YES	NO
FFJ48	Boots Pharmacy	334 Derby Road	Lenton	NG7 2DW	Radford and Park	LAC4	CP	NO	YES	YES	YES	YES	YES	YES	NO	YES	NO	NO
FHV17	Boots Pharmacy	Cripps Health Centre	University Park	NG7 2RD	Wollaton East and Lenton Abbey	LAC7	CP	NO	NO	YES	NO	NO	YES	YES	NO	NO	NO	NO
FYD55	Boots Pharmacy	72 Ilkeston Road	Radford	NG7 3GQ	Radford and Park	LAC4	CP	NO	NO	YES	YES	YES	YES	YES	YES	YES	YES	NO
FN446	Boots Pharmacy	Mary Potter Centre	Hyson Green	NG7 7HY	Arboretum	LAC4	CP	NO	NO	YES	NO	NO	NO	YES	NO	YES	YES	NO
FPK97	Boots Pharmacy	164 Bramcote Lane	Wollaton	NG8 2QP	Wollaton West	LAC7	CP	NO	YES	YES	YES	NO	YES	YES	NO	YES	NO	NO
FVD01	Boots Pharmacy	Bilborough Medical Centre, 48 Bracebridge Drive	Bilborough	NG8 4PH	Bilborough	LAC3	CP	NO	NO	YES	NO	NO	YES	YES	NO	YES	YES	NO
FFP40	Boots Pharmacy	10 Broxtowe Lane	Cinder Hill	NG8 5NP	Aspley	LAC3	CP	NO	NO	YES	NO	NO	YES	YES	NO	YES	NO	NO
FG256	Boots Pharmacy	541 Aspley Lane	Aspley	NG8 5RW	Leen Valley	LAC3	CP	NO	NO	YES	NO	NO	NO	YES	NO	YES	NO	NO
FCM97	Boots Pharmacy	St Albans HC Hucknall Lane	Bulwell	NG6 8AQ	Bulwell	LAC1	CP	NO	YES	YES	YES	NO	YES	YES	YES	YES	NO	NO

ODS CODE	PHARMACY NAME	ADDRESS 1	ADDRESS 2	POST CODE	Ward	LAC	Type*	Not Dispensed Scheme**	New Leaf	EHC	Chlamydia Treatment	Chlamydia screening	Pregnancy Testing	C-Card Pick up	Pharmacy NHS Health Checks	Supervised Consumption	Needle Exchange	Healthy Living**
FEM31	Canning Ltd	2 Beastmarket Hill	Old Market Square	NG1 6FB	Bridge	LAC8	CP	NO	NO	YES	YES	NO	YES	YES	NO	YES	NO	NO
FTE10	Canning Ltd	61 Ilkeston Road	Radford	NG7 3GR	Radford and Park	LAC4	CP	NO	NO	YES	NO	YES	YES	YES	NO	YES	NO	NO
FQN36	Carrington Pharmacy	343-345 Mansfield Road	Carrington	NG5 2DA	Sherwood	LAC5	CP	NO	YES	YES	YES	NO	YES	YES	NO	YES	NO	NO
FH421	CHARLES S BULLEN STOMACARE LIMITED	4 Swinstead Close, Nottingham		NG8 3JG	Bilborough	LAC3	DAC	NO	NO	NO	NO	NO	NO	NO	NO	NO	NO	NO
FHN87	Cox Pharmacy	87 Oakdale Road		NG3 7EJ	Dales	LAC6	CP	YES	NO	YES	YES	NO	NO	NO	NO	YES	NO	NO
FTE05	Day Lewis Pharmacy	372 Southchurch Drive	Clifton	NG11 9FE	Clifton South	LAC8	CP	NO	YES	YES	YES	NO	YES	YES	NO	YES	NO	NO
FMR24	Day Night Pharmacy Ltd	116 Southchurch Drive	Clifton	NG11 8AD	Clifton North	LAC8	CP	YES	NO	YES	NO	NO	NO	YES	NO	YES	NO	NO
FA250	Evergreen Pharmacy	232 Highbury Road	Bulwell	NG6 9AF	Bulwell Forest	LAC1	CP	NO	YES	YES	YES	NO	YES	YES	NO	YES	NO	NO
FFX56	Forest Pharmacy	131 Arnold Road		NG5 5HR	Bestwood	LAC2	CP	YES	YES	YES	NO	NO	YES	YES	NO	YES	NO	YES
FF741	Glasshouse Chemist	41-44 Glasshouse Street		NG1 3LW	St Ann's	LAC6	CP	NO	NO	YES	YES	YES	YES	YES	NO	YES	NO	NO
FQ176	Hussains Late Night Pharmacy	69 Sneinton Dale	Sneinton	NG2 4LQ	Dales	LAC6	CP	NO	NO	NO	NO	NO	NO	NO	NO	YES	NO	NO

ODS CODE	PHARMACY NAME	ADDRESS 1	ADDRESS 2	POST CODE	Ward	LAC	Type*	Not Dispensed Scheme**	New Leaf	EHC	Chlamydia Treatment	Chlamydia screening	Pregnancy Testing	C-Card Pick up	Pharmacy NHS Health Checks	Supervised Consumption	Needle Exchange	Healthy Living**
FKW86	Hyson Green Pharmacy	50 Gregory Boulevard	Hyson Green	NG7 5JD	Arboretum	LAC4	CP	YES	YES	YES	NO	NO	NO	YES	YES	YES	NO	NO
FFL99	Jayplex	724 Mansfield Road	Woodthorpe	NG5 3FW	Woodthorpe	LAC5	CP	YES	NO	YES	YES	NO	YES	YES	NO	YES	NO	YES
FT754	Jaysons Pharmacy	97 Arleston Drive	Wollaton	NG8 2GB	Wollaton West	LAC7	CP	YES	YES	YES	YES	YES	YES	YES	NO	YES	NO	YES
FE463	Knights Chemist	Unit 4, 9 Bestwood Park Drive West	Rise Park	NG5 5EJ	Bulwell Forest	LAC1	CP	YES	NO	YES	YES	NO	YES	YES	NO	YES	YES	YES
FWL65	Lloyds Pharmacy	113 Sneinton Road	Sneinton	NG2 4QL	St Ann's	LAC6	CP	NO	YES	YES	YES	NO	YES	YES	NO	YES	YES	NO
FAE17	Lloyds Pharmacy	682 Mansfield Road		NG5 2GE	Sherwood	LAC5	CP	NO	NO	YES	YES	NO	YES	YES	NO	NO	NO	NO
FJH38	Lloyds Pharmacy	103-105 Hartley Road	Radford	NG7 3AQ	Radford and Park	LAC4	CP	NO	YES	YES	YES	NO	YES	YES	NO	NO	NO	NO
FVN99	Lloyds Pharmacy	158 Russell Drive	Wollaton	NG8 2BE	Wollaton West	LAC7	CP	NO	NO	YES	NO	NO	YES	YES	NO	YES	NO	NO
FAH90	Lloyds Pharmacy	441a Beechdale Road	Aspley	NG8 3LF	Leen Valley	LAC3	CP	NO	NO	YES	YES	NO	YES	YES	NO	YES	YES	NO
FM052	Manor Pharmacy	9 Bridgeway Centre	The Meadows	NG2 2JD	Bridge	LAC8	CP	YES	YES	YES	YES	NO	YES	YES	NO	YES	NO	NO
FXH72	Medina Chemist	85-89 Radford Road	Hyson Green	NG7 5DR	Arboretum	LAC4	CP	YES	YES	YES	YES	NO	YES	YES	NO	YES	NO	NO
FLX20	Midnight Pharmacy	194 Alfreton Road	Radford	NG7 3PE	Arboretum	LAC4	CP	NO	YES	YES	YES	NO	YES	YES	NO	YES	NO	NO
FF698	Mistrys Chemist	Unit 2-4, Top Valley Way	Top Valley	NG5 9DD	Bulwell Forest	LAC1	CP	YES	YES	YES	YES	NO	YES	YES	YES	YES	NO	YES

ODS CODE	PHARMACY NAME	ADDRESS 1	ADDRESS 2	POST CODE	Ward	LAC	Type*	Not Dispensed Scheme**	New Leaf	EHC	Chlamydia Treatment	Chlamydia screening	Pregnancy Testing	C-Card Pick up	Pharmacy NHS Health Checks	Supervised Consumption	Needle Exchange	Healthy Living**
FPN68	Mistry's Pharmacy	Southglade Road	Bestwood	NG5 5GU	Bulwell Forest	LAC1	CP	YES	NO	NO	NO	NO	NO	YES	NO	YES	NO	NO
FQ318	MPharm (UK) Ltd	office 4 courtyard business centre	Southwold Drive	NG8 1GG	Wollaton West	LAC7	DSP	NO	NO	NO	NO	NO	NO	NO	NO	NO	NO	NO
FJM65	Omega Chemist	25 Flamstead Road	Strelley	NG8 6LR	Bilborough	LAC3	CP	NO	NO	YES	YES	NO	YES	YES	NO	NO	NO	NO
FVT05	Parmars	298 Woodborough Road	Mapperley	NG3 4JP	St Ann's	LAC6	CP	YES	YES	YES	NO	NO	NO	YES	NO	YES	NO	YES
FV607	Phakeys Pharmacy	149 Carlton Road		NG3 2FN	St Ann's	LAC6	CP	YES	YES	YES	NO	NO	YES	YES	YES	YES	YES	YES
FFA16	Queens Pharmacy	403, Nuthall Road	Aspley	NG8 5DB	Leen Valley	LAC3	CP	NO	NO	NO	NO	NO	NO	NO	NO	NO	NO	NO
FMD46	Radford Road Pharmacy	544 Radford Road	New Basford	NG7 7EA	Berridge	LAC5	CP	NO	YES	YES	YES	NO	YES	YES	NO	YES	NO	NO
FJ229	Sainsburys Pharmacy	Castle Bridge Road	Castle Marina	NG7 1GX	Bridge	LAC8	CP	YES	YES	YES	YES	NO	YES	YES	NO	YES	NO	YES
FJD56	Shallys Chemist	37 Beech Avenue	Sherwood	NG7 7LJ	Berridge	LAC5	CP	YES	YES	NO	NO	NO	NO	NO	NO	NO	NO	NO
FAT91	Sherwood Late Night Pharmacy	501-503 Mansfield Road	Sherwood	NG5 2JJ	Sherwood	LAC5	CP	NO	NO	NO	NO	NO	NO	NO	NO	NO	NO	NO
FRF42	Silverdale Pharmacy	44 Monksway	Silverdale	NG11 7FH	Clifton North	LAC8	CP	NO	NO	NO	NO	NO	NO	NO	NO	NO	NO	NO
FRF92	Tesco Stores Ltd	Tesco Instore Pharmacy	Top Valley	NG5 9DD	Bulwell Forest	LAC1	CP	YES	NO	YES	YES	NO	YES	YES	NO	NO	NO	NO

ODS CODE	PHARMACY NAME	ADDRESS 1	ADDRESS 2	POST CODE	Ward	LAC	Type*	Not Dispensed Scheme**	New Leaf	EHC	Chlamydia Treatment	Chlamydia screening	Pregnancy Testing	C-Card Pick up	Pharmacy NHS Health Checks	Supervised Consumption	Needle Exchange	Healthy Living**
FKM40	Tesco Stores Ltd	Jennison Street	Bulwell	NG6 8EQ	Bulwell	LAC1	CP	YES	NO	YES	YES	NO	YES	YES	NO	YES	NO	NO
FW548	Trust Pharmacy	Nottingham University NHS Hospitals Trust B Floor, QMC Campus	Derby Road	NG7 2UH	Dunkirk and Lenton	LAC4	CP	NO	YES	NO	NO	NO	NO	NO	NO	NO	NO	NO
FGX51	Turners Pharmacy	249 Sneinton Dale	Sneinton	NG3 7DQ	Dales	LAC6	CP	YES	NO	YES	YES	NO	YES	YES	NO	YES	NO	YES
FJN60	Vantage Pharmacy	407 Nuthall Road	Aspley	NG8 5DB	Leen Valley	LAC3	CP	YES	NO	YES	YES	NO	YES	YES	NO	YES	NO	YES
FP373	WILKINSON HEALTHCARE LTD	Unit 9 Glaisdale Business Centre,	Glaisdale Parkway, Bilborough	NG8 4GA	Bilborough	LAC3	DAC	NO	NO	NO	NO	NO	NO	NO	NO	NO	NO	NO



Public Pharmacy Survey

2014

This survey wants to know all about your experiences and satisfaction with the main pharmacy you use, and whether there is anything you would wish to change. Your answers will feed into your local 'Pharmaceutical Needs Assessment' which is used to inform decision making about where to site pharmacies, opening hours and what services are provided.

Confidentiality Statement

All information provided will remain anonymous and kept strictly confidential. It will be used only for the stated purposes and will not be passed onto a third party. We will publish an overall summary of responses, which may include anonymised text comments, but will ensure no individual can be identified from any replies published.

1. Do you live in....? *(Select one option)*

- Nottingham City
- Nottinghamshire County *(includes Ashfield, Bassetlaw, Broxtowe, Gedling, Mansfield, Newark and Sherwood, Rushcliffe)*

2. Are you responding as....? *(Select one option)*

- As a member of the public
- On behalf of a group or organisation *(Please name group or organisation below)*

Name of the group or organisation

3. Please supply your full postcode (e.g. NG2 3NG)

For the following questions please consider the pharmacy you use most frequently, this may be near to your doctors, home or workplace, or perhaps is a late opening pharmacy slightly further away. We will refer to this as 'your pharmacy'.



4. Do you always visit the same pharmacy? *(Select one option)*

- All of the time
- Most of the time
- Rarely
- Never

If answered 'never' to the previous question, please consider your most recently used pharmacy for the following questions.

5. Why do you use this one? *(Tick all that apply)*

- Near to my house
- Near to my doctors
- Near to my work
- Long opening hours
- Happy with customer service
- Happy with services provided
- Other *(please specify below)*

**6. On average, how often do you use the services provided by your pharmacy?
*(Select one option)***

- Less than 3 times a year
- 3-6 times a year
- 6-12 times a year
- At least monthly

7. Which of the following pharmacy services are you aware that your pharmacy provides? *(Tick all that apply)*

- Dispensing of prescriptions
- Repeat dispensing
- Home delivery services and prescription collection services
- Buying over the counter medicines
- Advice from your pharmacist *(e.g. healthy Lifestyle, medicines advice, signposting etc.)*
- Disposing of old or unwanted Medicines
- Sitting down with your pharmacist and talking about how you use your medicines
- Stop smoking / nicotine replacement therapy
- Sexual health services *(pregnancy testing, Chlamydia testing/treating, condom distribution, emergency contraception)*
- Palliative care *(end of life care)*
- Getting medicines for free without a prescription for minor ailments
- Supervised consumption of methadone and buprenorphine
- Needle exchange

**8. How often have you used any of the following services at your pharmacy?
(Select one option per line)**

	At least once a month	Every 1-3 months	Occasionally	Never
Dispensing of prescriptions	<input type="checkbox"/>	<input type="checkbox"/>	<input type="checkbox"/>	<input type="checkbox"/>
Repeat Dispensing	<input type="checkbox"/>	<input type="checkbox"/>	<input type="checkbox"/>	<input type="checkbox"/>
Home delivery services and prescription collection services	<input type="checkbox"/>	<input type="checkbox"/>	<input type="checkbox"/>	<input type="checkbox"/>
Buying over the counter medicines	<input type="checkbox"/>	<input type="checkbox"/>	<input type="checkbox"/>	<input type="checkbox"/>
Advice from your pharmacist (e.g. healthy Lifestyle, medicines advice, signposting etc.)	<input type="checkbox"/>	<input type="checkbox"/>	<input type="checkbox"/>	<input type="checkbox"/>
Disposing of old or unwanted Medicines	<input type="checkbox"/>	<input type="checkbox"/>	<input type="checkbox"/>	<input type="checkbox"/>
Advice from your pharmacist for a minor illness	<input type="checkbox"/>	<input type="checkbox"/>	<input type="checkbox"/>	<input type="checkbox"/>
Sitting down with your pharmacist and talking about how you use your medicines	<input type="checkbox"/>	<input type="checkbox"/>	<input type="checkbox"/>	<input type="checkbox"/>
Stop smoking / nicotine replacement therapy	<input type="checkbox"/>	<input type="checkbox"/>	<input type="checkbox"/>	<input type="checkbox"/>
Sexual health services (pregnancy testing, Chlamydia testing/treating, condom distribution, emergency contraception)	<input type="checkbox"/>	<input type="checkbox"/>	<input type="checkbox"/>	<input type="checkbox"/>
Palliative care (end of life care)	<input type="checkbox"/>	<input type="checkbox"/>	<input type="checkbox"/>	<input type="checkbox"/>
Getting medicines for free without a prescription for minor ailments	<input type="checkbox"/>	<input type="checkbox"/>	<input type="checkbox"/>	<input type="checkbox"/>
Supervised consumption of methadone and buprenorphine	<input type="checkbox"/>	<input type="checkbox"/>	<input type="checkbox"/>	<input type="checkbox"/>
Needle exchange	<input type="checkbox"/>	<input type="checkbox"/>	<input type="checkbox"/>	<input type="checkbox"/>

9. Please state any other services you have used at your pharmacy

Some pharmacies offer a Medicines Use Review (MUR) which is a free NHS service offered by pharmacies in the UK. The review involves an appointment with your local pharmacist, in a private consultation room. It is an opportunity for you to discuss your medicines with a pharmacist, to understand how your medicines should be used and why they have been prescribed, as well as solving any problems you may have with them. (Source: Royal Pharmaceutical Society)

10. If you have had one, did you find it useful? (Select one option)

- Yes
- No
- Have not had a medicines use review

11. Would you like any of the following services to be available at your pharmacy? (*Select one option per line*)

	Yes	No	Don't Know
NHS Health Checks	<input type="checkbox"/>	<input type="checkbox"/>	<input type="checkbox"/>
Anticoagulation (warfarin) monitoring clinics	<input type="checkbox"/>	<input type="checkbox"/>	<input type="checkbox"/>
Alcohol brief interventions	<input type="checkbox"/>	<input type="checkbox"/>	<input type="checkbox"/>
Weight management clinics	<input type="checkbox"/>	<input type="checkbox"/>	<input type="checkbox"/>
Cholesterol testing	<input type="checkbox"/>	<input type="checkbox"/>	<input type="checkbox"/>
Blood pressure testing	<input type="checkbox"/>	<input type="checkbox"/>	<input type="checkbox"/>
Pain management clinics	<input type="checkbox"/>	<input type="checkbox"/>	<input type="checkbox"/>
Vaccination e.g. Seasonal Influenza	<input type="checkbox"/>	<input type="checkbox"/>	<input type="checkbox"/>

12. Please state any other services you would like to be available at your pharmacy?

13. How satisfied are you with the current hours that your pharmacy is open? (*Select one option*)

- Very satisfied
- Satisfied
- Neither satisfied nor dissatisfied
- Fairly dissatisfied
- Very dissatisfied
- I'm not sure when my pharmacy is open

14. Would you like your pharmacy to open at additional times? (*Select one option*)

- Yes
- No

15. Which of the following times would you most like your pharmacy to be open? *(Please tick all that apply)*

- Before 9am
 - Lunchtime
 - After 6pm
 - Saturdays
 - Sundays
-

16. There are already a number of pharmacies in Nottingham City and Nottinghamshire that are open from early in the morning to late at night and at weekends. *(Please tick all of the following statements that apply)*

- I am aware that there are pharmacies locally with extended hours
 - I know where they are
 - I have used one
 - I would use one
-

17. Have you used the NHS choices website (www.nhs.uk) to look up pharmacy locations and opening times? *(Select one option)*

- Yes
 - No
-

18. On average, how long do you have to wait for your medication to be dispensed at your pharmacy? *(Select one option)*

- 5 mins or less
- 6 to 10 mins
- 11 to 15 mins
- 16 to 20 mins
- 21 to 30 mins
- 31 mins or over
- Am usually asked to come back the following day
- I telephone in advance to order my prescription
- Don't know/not sure

19. Are you happy with the length of time you have to wait? *(Select one option)*

Yes

No

20. To what extent do you agree or disagree with each statement? *(Select one option per line)*

	Strongly agree	Agree	Neither agree nor disagree	Disagree	Strongly disagree	Don't know
I see a different pharmacist each visit	<input type="checkbox"/>	<input type="checkbox"/>	<input type="checkbox"/>	<input type="checkbox"/>	<input type="checkbox"/>	<input type="checkbox"/>
The quality of information leaflets is good	<input type="checkbox"/>	<input type="checkbox"/>	<input type="checkbox"/>	<input type="checkbox"/>	<input type="checkbox"/>	<input type="checkbox"/>
Information is available in different languages or formats on request (e.g. braille)	<input type="checkbox"/>	<input type="checkbox"/>	<input type="checkbox"/>	<input type="checkbox"/>	<input type="checkbox"/>	<input type="checkbox"/>
There is clear signposting to other services/advisory bodies/self-help groups	<input type="checkbox"/>	<input type="checkbox"/>	<input type="checkbox"/>	<input type="checkbox"/>	<input type="checkbox"/>	<input type="checkbox"/>

21. Any other comments?

Nottingham City Council and Nottinghamshire County Council are committed to equality of opportunity, and would like to learn about which groups of people are using their services along with their needs. The following questions are optional.

22. How old are you? *(Select one option)*

Under 16

16 to 24

25 to 34

35 to 44

45 to 54

55 to 64

65 to 74

75+

Prefer not to say

23. Are your day to day activities limited because of a health problem or disability which has lasted, or is expected to last, at least 12 months? (Select one option)

Yes, limited a lot

Yes, limited a little

No

Prefer not to say

24. What is your gender? (Select one option)

Male

Female

Prefer not to say

25. What is your sexual orientation? (Select one option)

Bisexual

Gay man

Gay woman/Lesbian

Heterosexual or Straight

Other

Prefer not to say

26. What is your religion or belief, even if you are not currently practicing? (Select one option)

No religion or belief

Buddhist

Christian (including Church of England, Catholic, Protestant and all other Christian denominations)

Hindu

Jewish

Muslim

Sikh

Prefer not to say

Any other religion or belief, please state below

27. What is your ethnic group? (Select one option)

- White - English, Welsh, Scottish, Northern Irish, British
- White - Irish
- White – Gypsy/Irish Traveller
- White - Other
- Mixed - White & Black Caribbean
- Mixed - White & Black African
- Mixed - White & Asian
- Mixed - Other
- Asian - Indian
- Asian - Pakistani
- Asian - Bangladeshi
- Asian - Kashmiri
- Asian - Chinese
- Asian - Other
- Black - African
- Black - Caribbean
- Black - Other
- Arab
- Prefer not to say
- Any other ethnic group, please state below

28. Would you like us to contact you about any of the following? (Please tick all that apply)

- Pharmacies
- Other health and wellbeing related matters
- Other Council consultations
- Council events, services and benefits
- Wish to enter prize draw only
- No contact please

29. Please provide your name and some form of contact details (this could be an e-mail address, home address) if you would like to be contacted about any of the options in the previous question, including entry to the prize draw for Victoria Centre vouchers

Your Name

Your Contact Details

Returning Your Completed Survey

Once you have completed the survey email to engage@nottinghamcity.gov.uk or post to the following freepost address (no stamp required).

Freepost RSKR-JYGH-YYAK
Communications and Marketing (PNA)
Nottingham City Council
Loxley House
Station Street
Nottingham
NG2 3NG

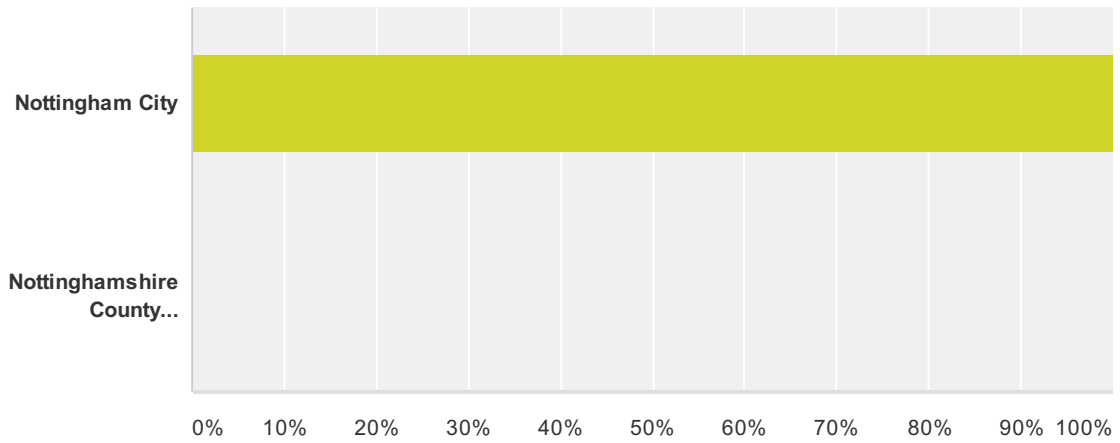
Please respond by April 25th 2014

Nottinghamshire County Council and Nottingham City Council thank you for taking the time to give us your responses.

Appendix 4b Public Survey Responses

Q1 Do you live in....?

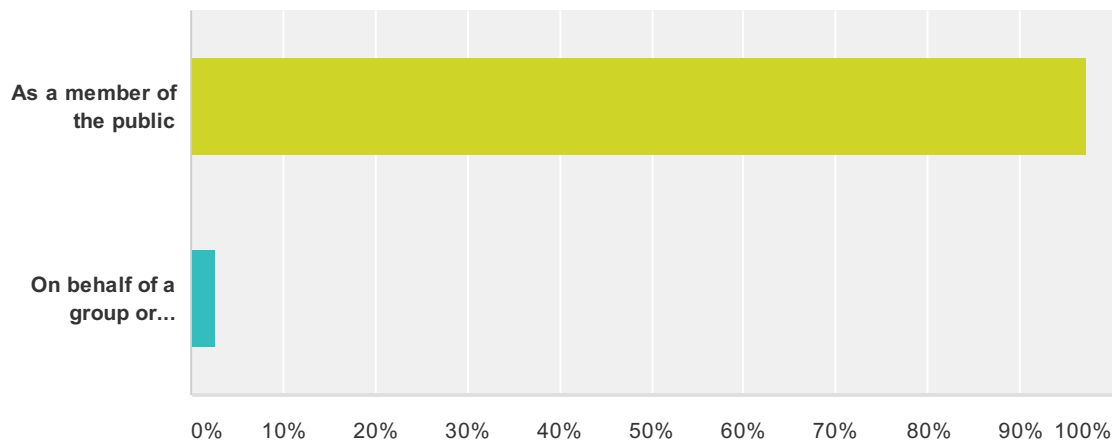
Answered: 76 Skipped: 0



Answer Choices	Responses
Nottingham City	100.00% 76
Nottinghamshire County (includes Ashfield, Bassetlaw, Broxtowe, Gedling, Mansfield, Newark and Sherwood, Rushcliffe)	0.00% 0
Total	76

Q2 Are you responding as....?

Answered: 76 Skipped: 0



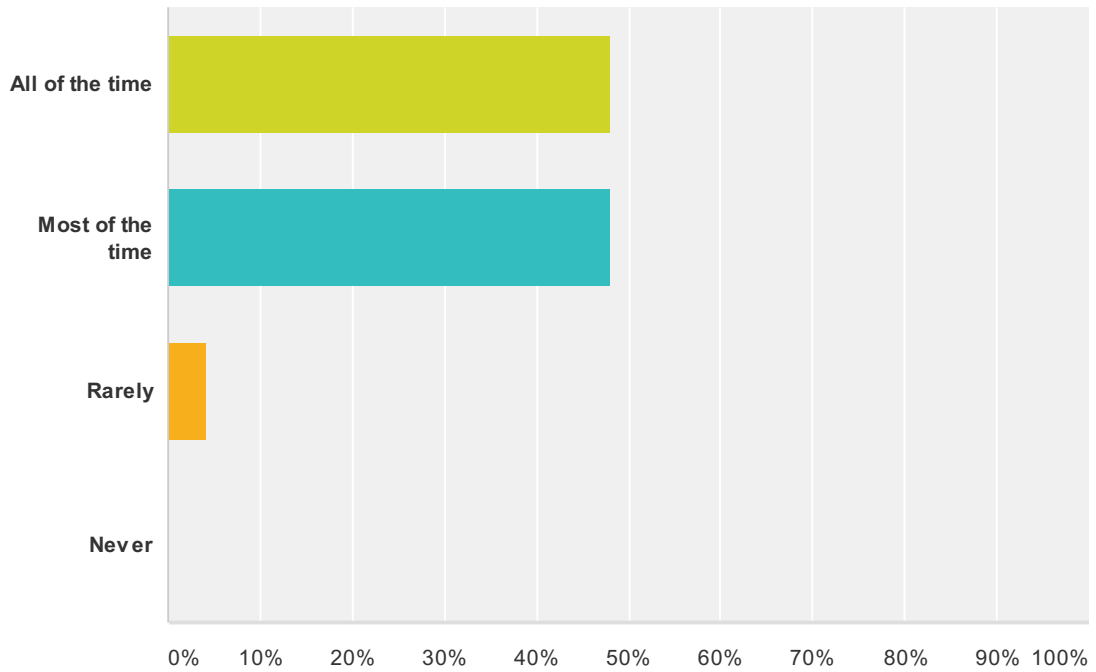
Answer Choices	Responses	
As a member of the public	97.37%	74
On behalf of a group or organisation (Please name group or organisation)	2.63%	2
Total		76

**Q3 Please supply your full postcode (e.g.
NG2 3NG)**

Answered: 74 Skipped: 2

Q4 Do you always visit the same pharmacy?

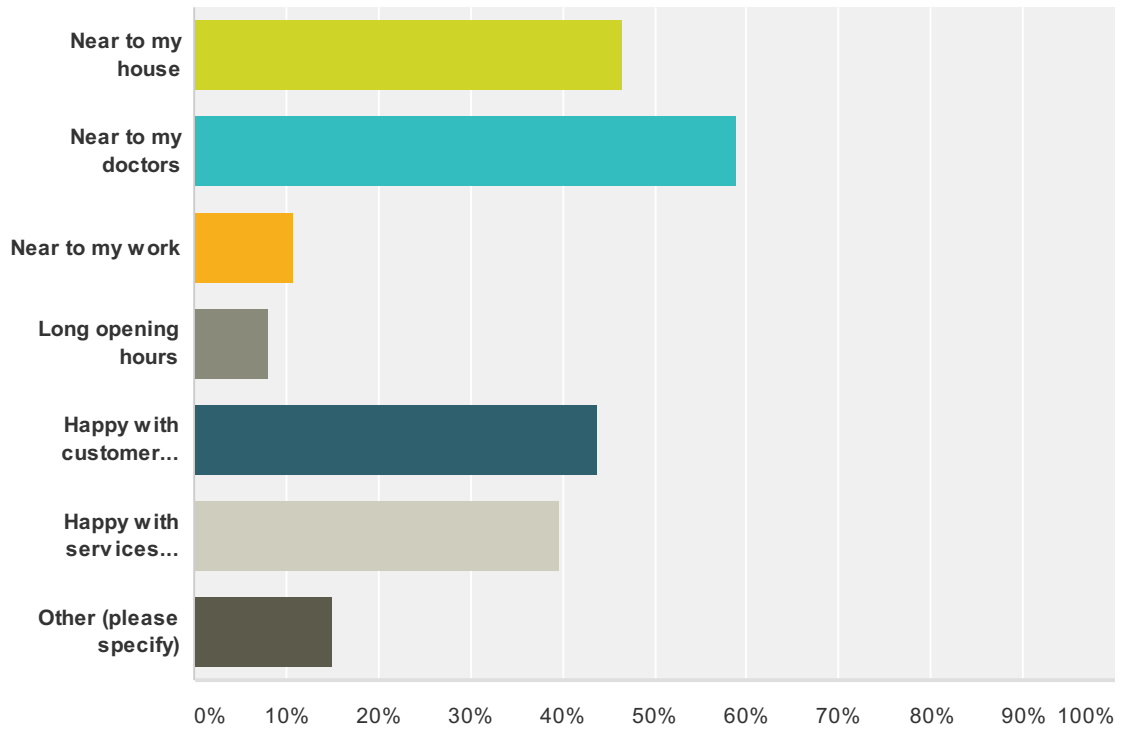
Answered: 73 Skipped: 3



Answer Choices	Responses
All of the time	47.95% 35
Most of the time	47.95% 35
Rarely	4.11% 3
Never	0.00% 0
Total	73

Q5 Why do you use this one? Tick all that apply

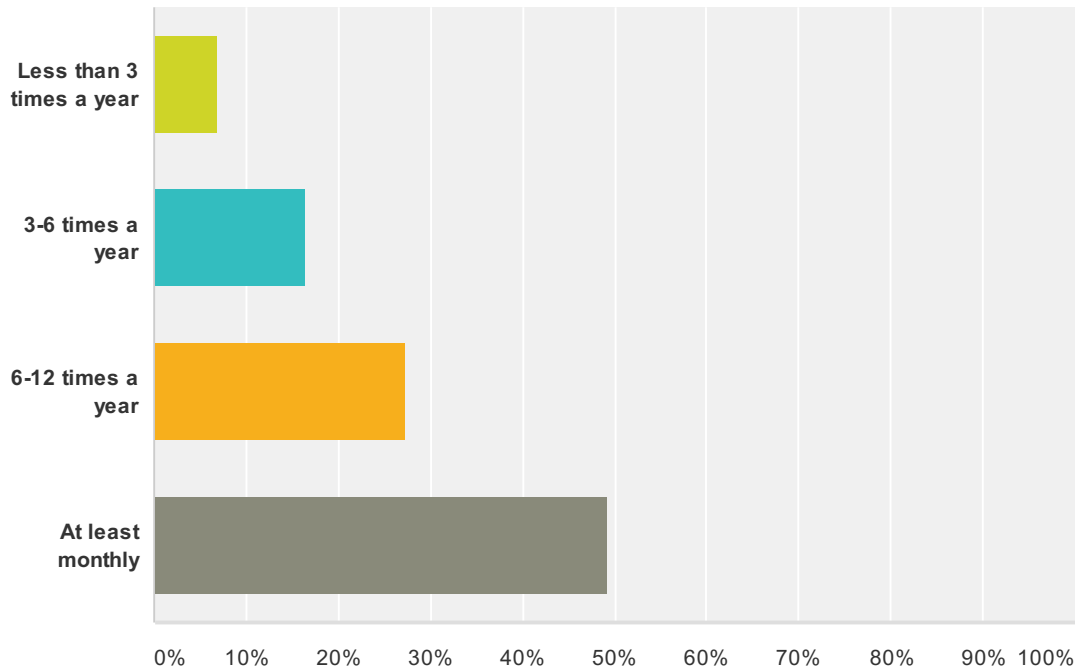
Answered: 73 Skipped: 3



Answer Choices	Responses	Count
Near to my house	46.58%	34
Near to my doctors	58.90%	43
Near to my work	10.96%	8
Long opening hours	8.22%	6
Happy with customer service	43.84%	32
Happy with services provided	39.73%	29
Other (please specify)	15.07%	11
Total Respondents: 73		

Q6 On average, how often do you use the services provided by your pharmacy?

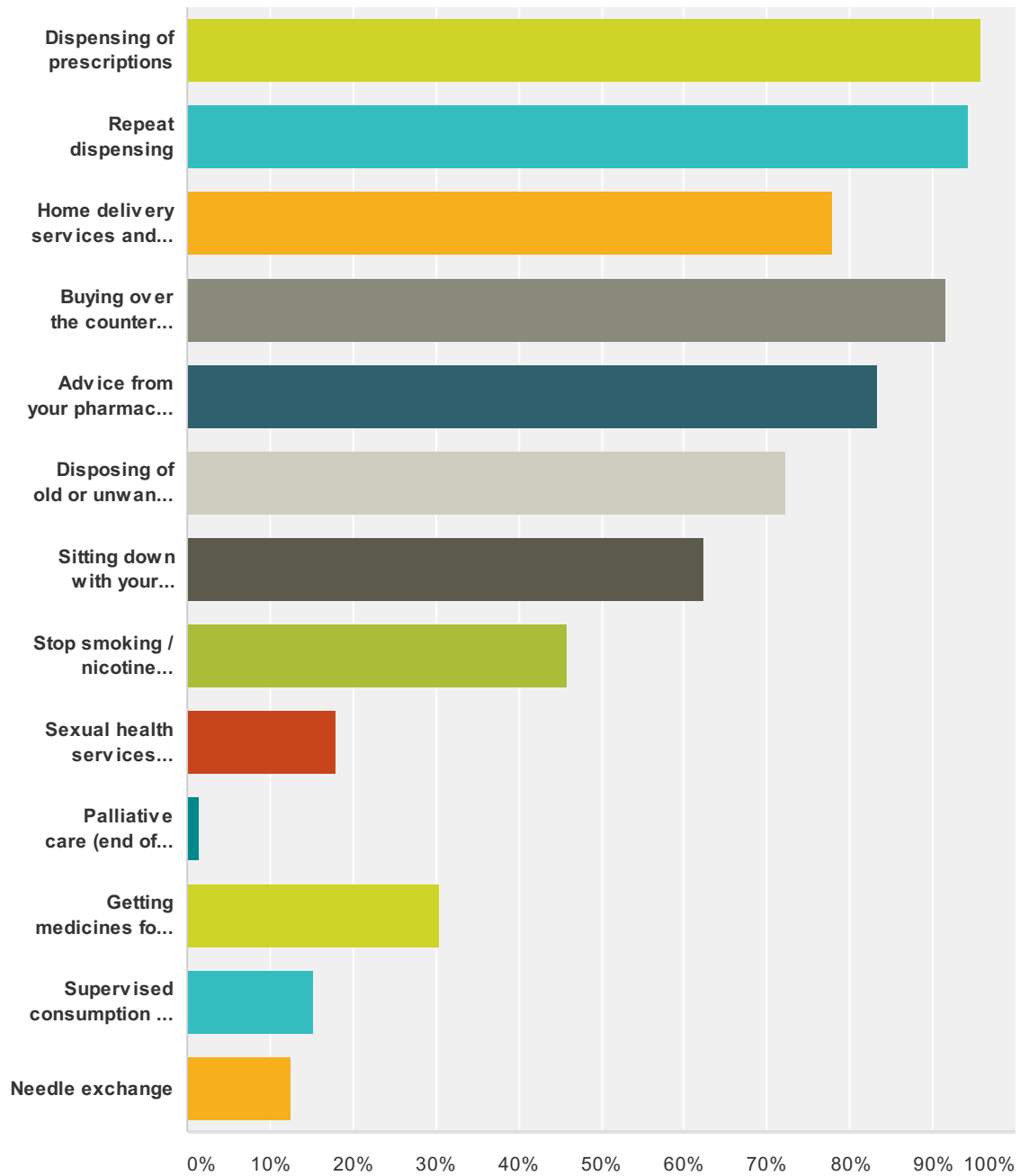
Answered: 73 Skipped: 3



Answer Choices	Responses
Less than 3 times a year	6.85% 5
3-6 times a year	16.44% 12
6-12 times a year	27.40% 20
At least monthly	49.32% 36
Total	73

Q7 Which of the following pharmacy services are you aware that your pharmacy provides? (Tick all that apply)

Answered: 72 Skipped: 4



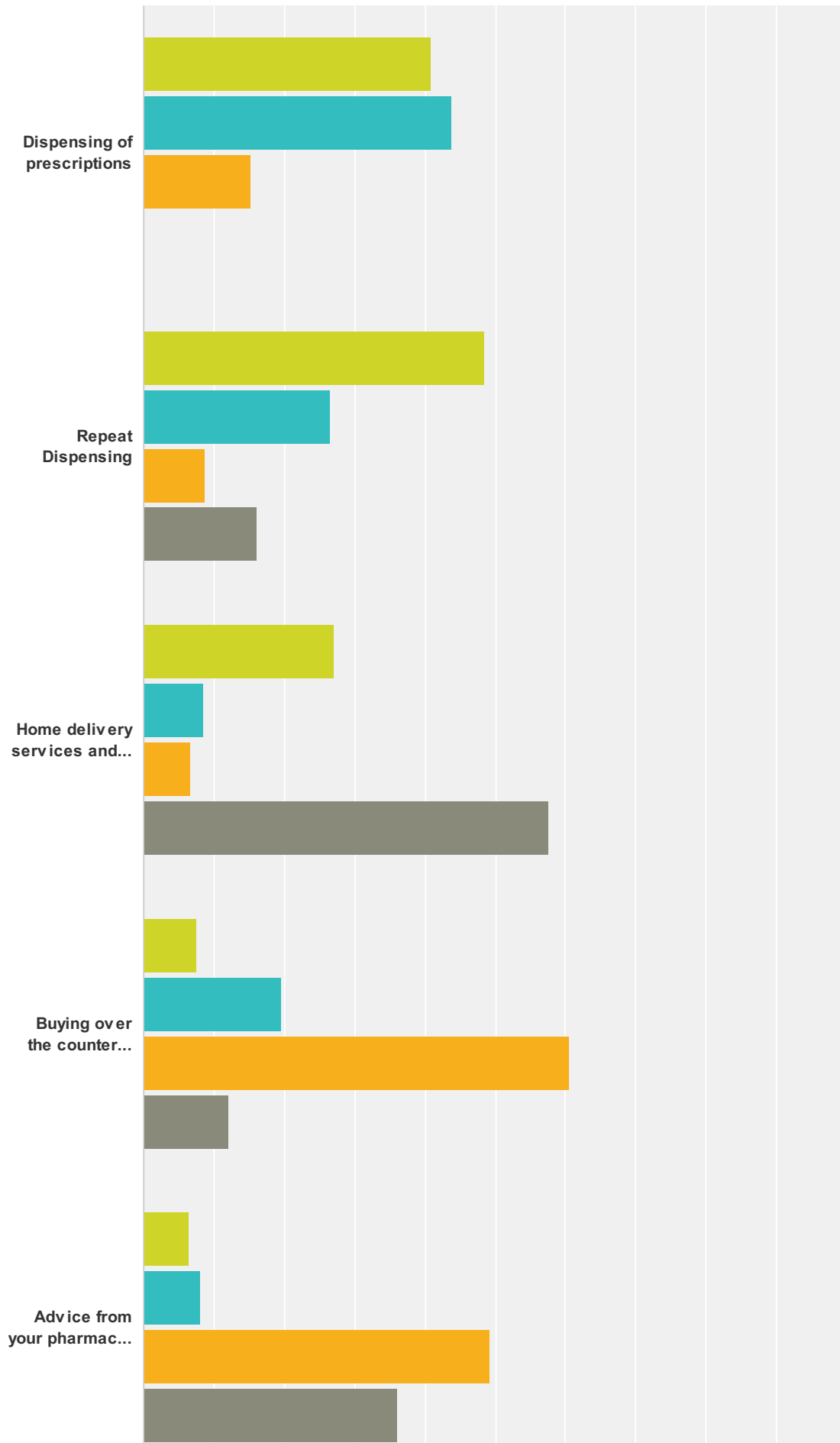
Answer Choices	Responses
Dispensing of prescriptions	95.83% 69
Repeat dispensing	94.44% 68
Home delivery services and prescription collection services	77.78% 56
Buying over the counter medicines	91.67% 66
Advice from your pharmacist (e.g. healthy Lifestyle, medicines advice, signposting etc.)	83.33% 60
Disposing of old or unwanted Medicines	72.22% 52
Sitting down with your pharmacist and talking about how you use your medicines	62.50% 45

Public Pharmacy Survey 2014

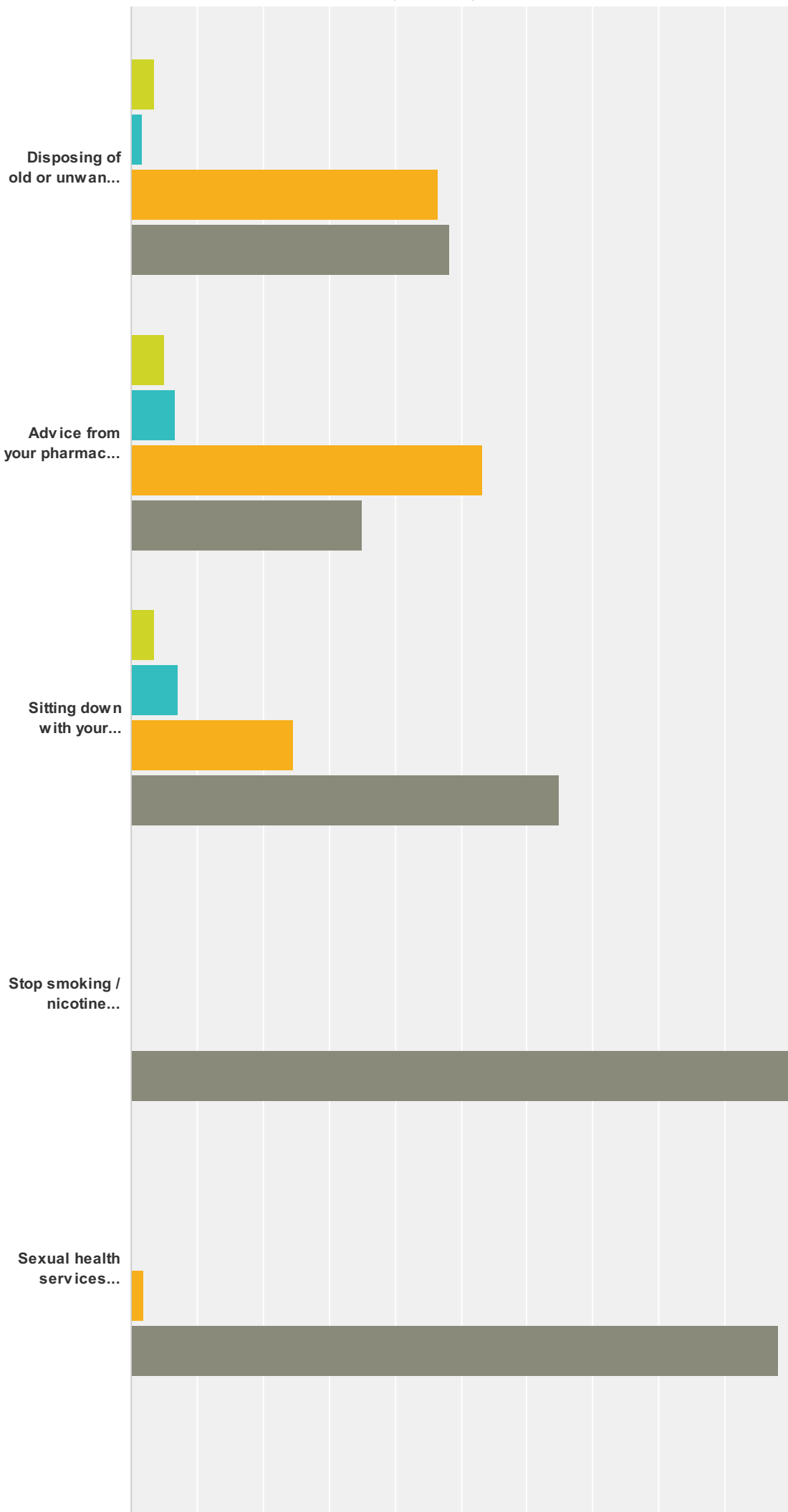
Stop smoking / nicotine replacement therapy	45.83%	33
Sexual health services (pregnancy testing, Chlamydia testing/treating, condom distribution, emergency contraception)	18.06%	13
Palliative care (end of life care)	1.39%	1
Getting medicines for free without a prescription for minor ailments	30.56%	22
Supervised consumption of methadone and buprenorphine	15.28%	11
Needle exchange	12.50%	9
Total Respondents: 72		

Q8 How often have you used any of the following services at your pharmacy?

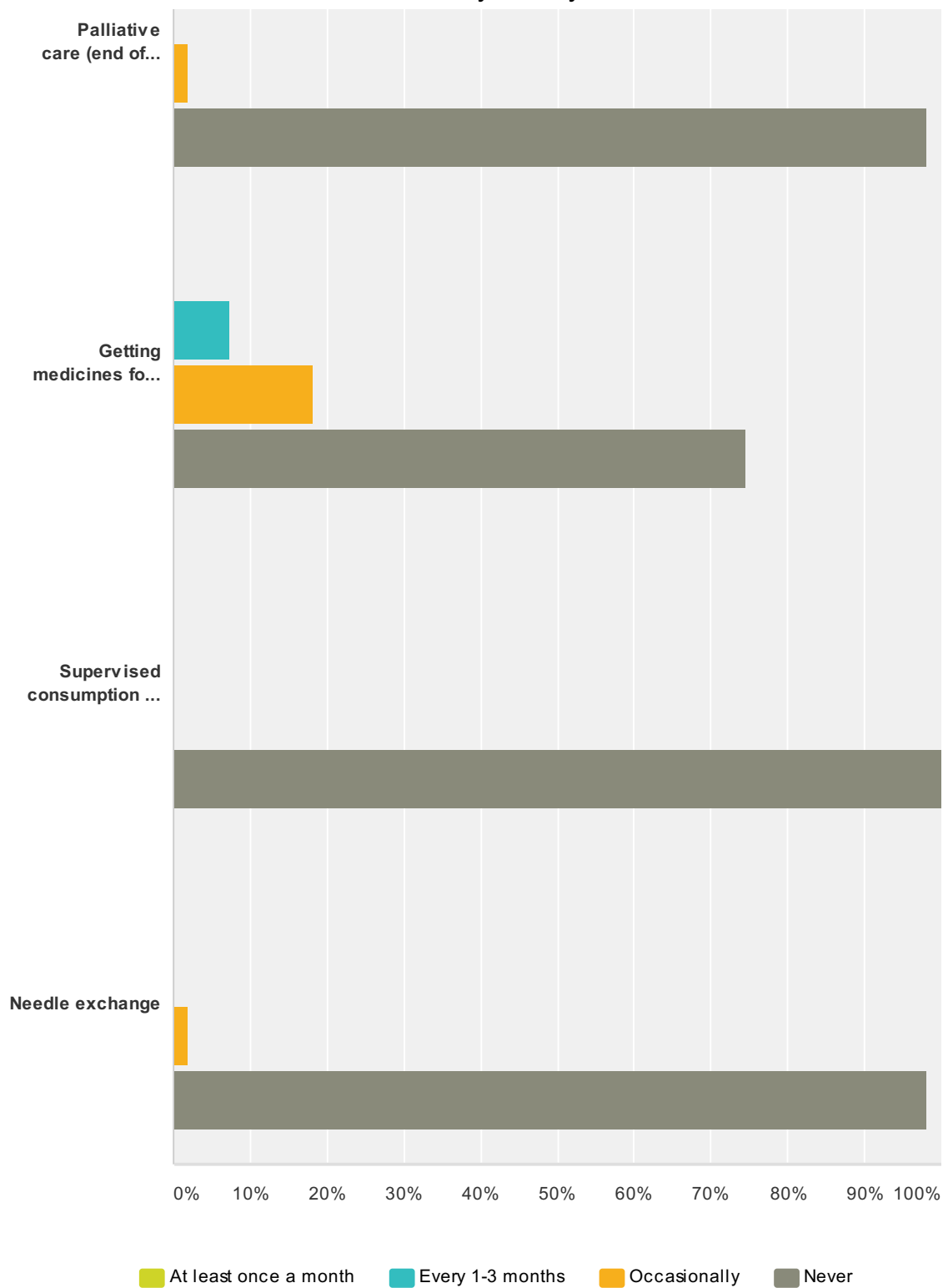
Answered: 72 Skipped: 4



Public Pharmacy Survey 2014



Public Pharmacy Survey 2014



	At least once a month	Every 1-3 months	Occasionally	Never	Total
Dispensing of prescriptions	40.91% 27	43.94% 29	15.15% 10	0.00% 0	66
Repeat Dispensing	48.53% 33	26.47% 18	8.82% 6	16.18% 11	68
Home delivery services and prescription collection services	27.12% 16	8.47% 5	6.78% 4	57.63% 34	59
Buying over the counter medicines	7.58% 5	19.70% 13	60.61% 40	12.12% 8	66

Advice from your pharmacist (e.g. healthy lifestyle medicines) 6.56% 8.20% 49.18% 36.07%

Public Pharmacy Survey 2014

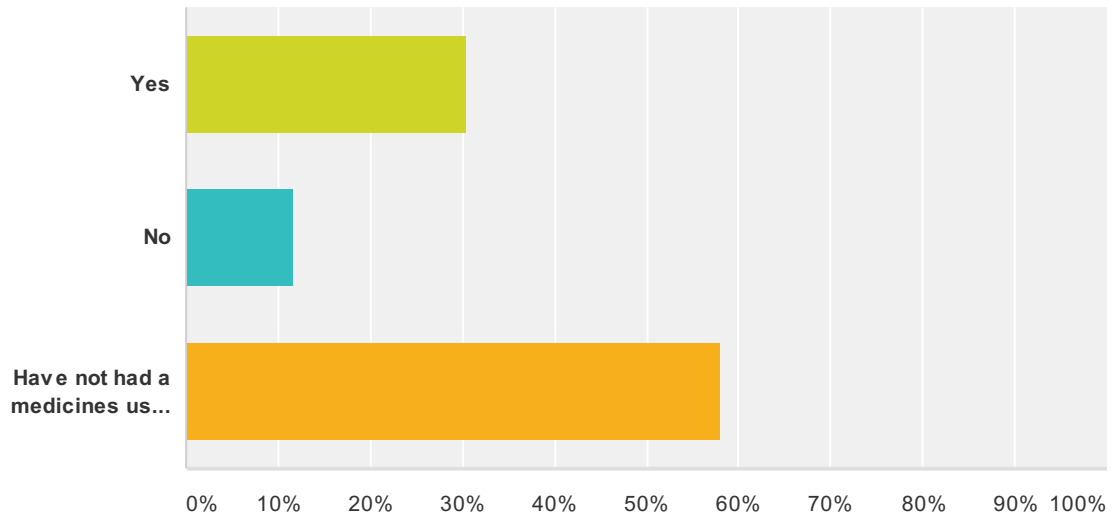
Advice from your pharmacist (e.g. healthy lifestyle, medicines advice, signposting etc.)	5.55% 4	6.25% 5	75.19% 30	98.01% 22	61
Disposing of old or unwanted Medicines	3.45% 2	1.72% 1	46.55% 27	48.28% 28	58
Advice from your pharmacist for a minor illness	5.00% 3	6.67% 4	53.33% 32	35.00% 21	60
Sitting down with your pharmacist and talking about how you use your medicines	3.51% 2	7.02% 4	24.56% 14	64.91% 37	57
Stop smoking / nicotine replacement therapy	0.00% 0	0.00% 0	0.00% 0	100.00% 56	56
Sexual health services (pregnancy testing, Chlamydia testing/treating, condom distribution, emergency contraception)	0.00% 0	0.00% 0	1.79% 1	98.21% 55	56
Palliative care (end of life care)	0.00% 0	0.00% 0	1.82% 1	98.18% 54	55
Getting medicines for free without a prescription for minor ailments	0.00% 0	7.27% 4	18.18% 10	74.55% 41	55
Supervised consumption of methadone and buprenorphine	0.00% 0	0.00% 0	0.00% 0	100.00% 55	55
Needle exchange	0.00% 0	0.00% 0	1.82% 1	98.18% 54	55

**Q9 Please state any other services you
have used at your pharmacy**

Answered: 7 Skipped: 69

Q10 If you have had one, did you find it useful?

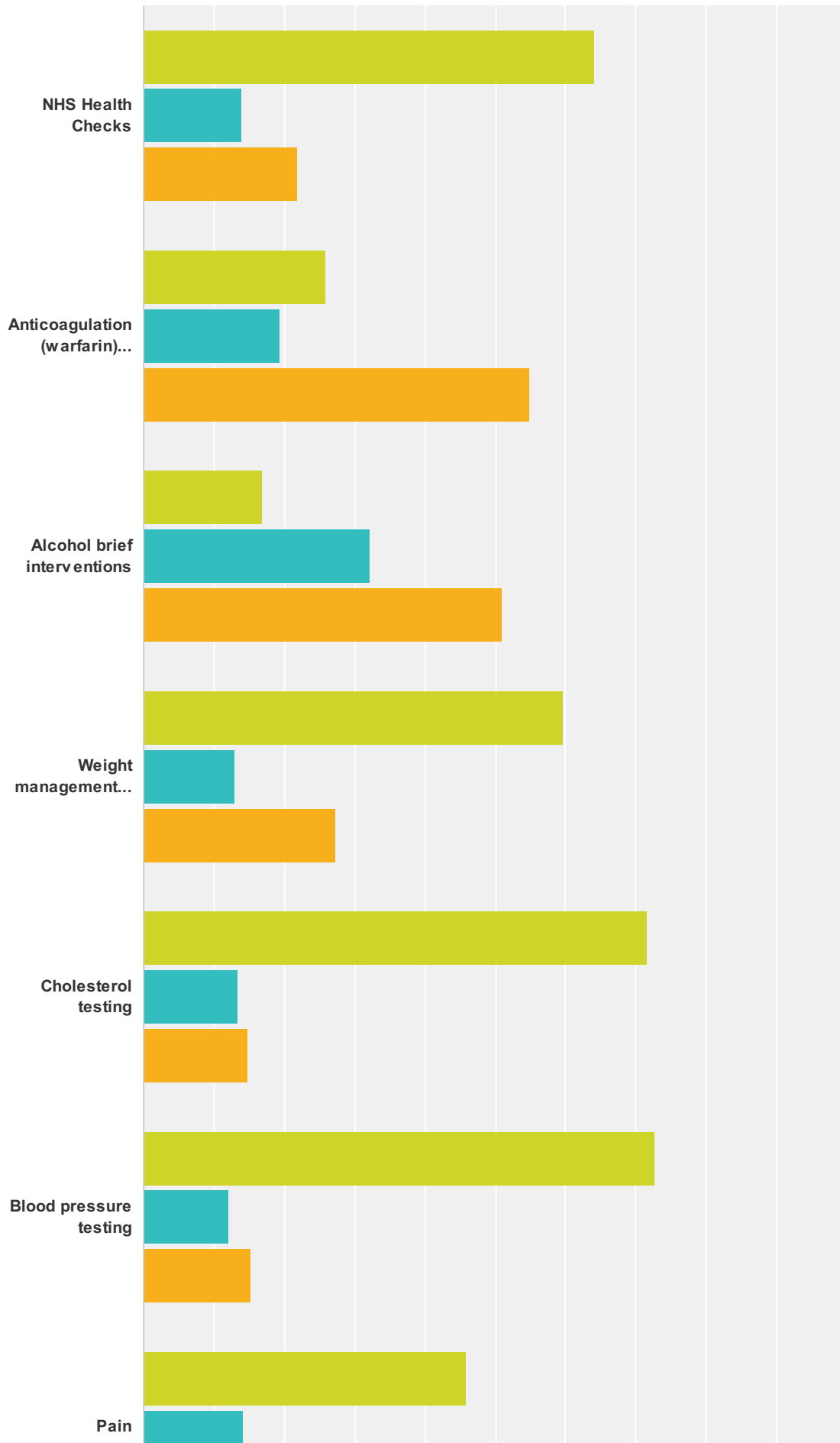
Answered: 69 Skipped: 7



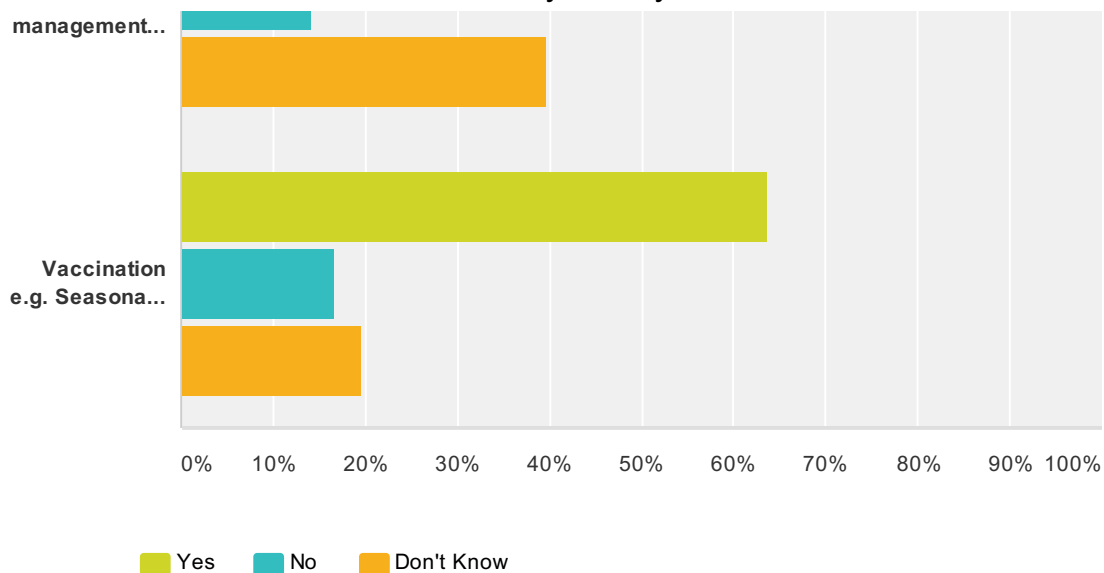
Answer Choices	Responses	
Yes	30.43%	21
No	11.59%	8
Have not had a medicines use review	57.97%	40
Total		69

Q11 Would you like any of the following services to be available at your pharmacy?

Answered: 71 Skipped: 5



Public Pharmacy Survey 2014



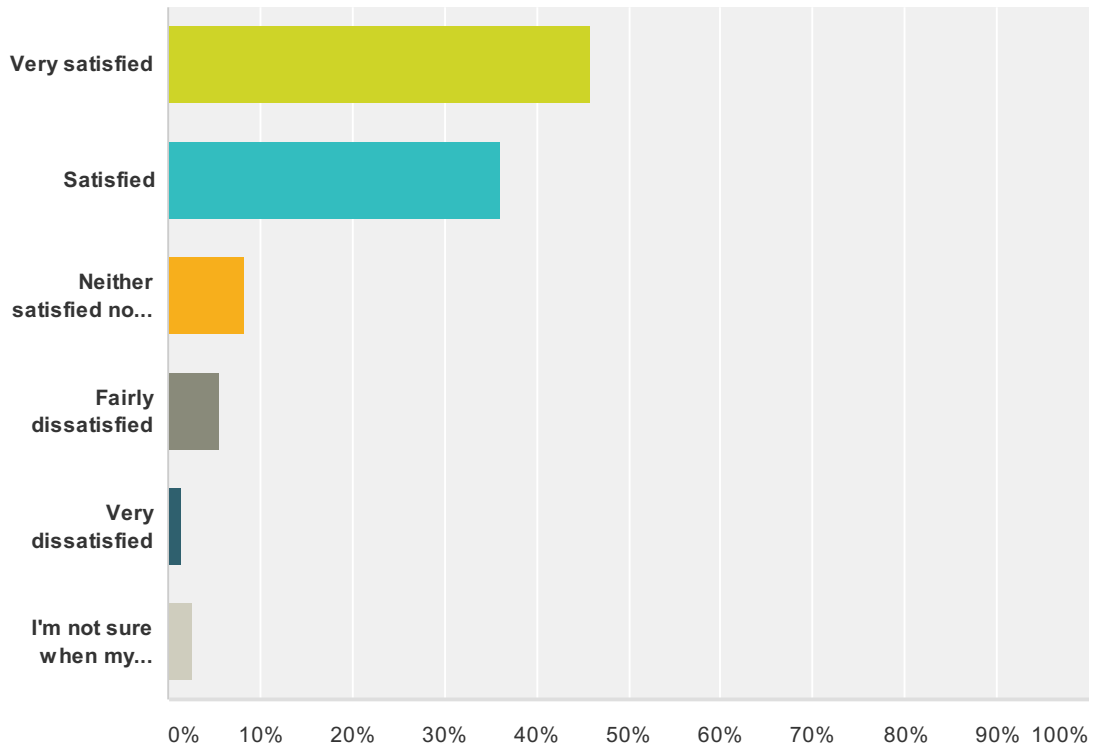
	Yes	No	Don't Know	Total
NHS Health Checks	64.06% 41	14.06% 9	21.88% 14	64
Anticoagulation (warfarin) monitoring clinics	25.81% 16	19.35% 12	54.84% 34	62
Alcohol brief interventions	16.95% 10	32.20% 19	50.85% 30	59
Weight management clinics	59.68% 37	12.90% 8	27.42% 17	62
Cholesterol testing	71.64% 48	13.43% 9	14.93% 10	67
Blood pressure testing	72.73% 48	12.12% 8	15.15% 10	66
Pain management clinics	46.03% 29	14.29% 9	39.68% 25	63
Vaccination e.g. Seasonal Influenza	63.64% 42	16.67% 11	19.70% 13	66

**Q12 Please state any other services you
would like to be available at your
pharmacy?**

Answered: 7 Skipped: 69

Q13 How satisfied are you with the current hours that your pharmacy is open?

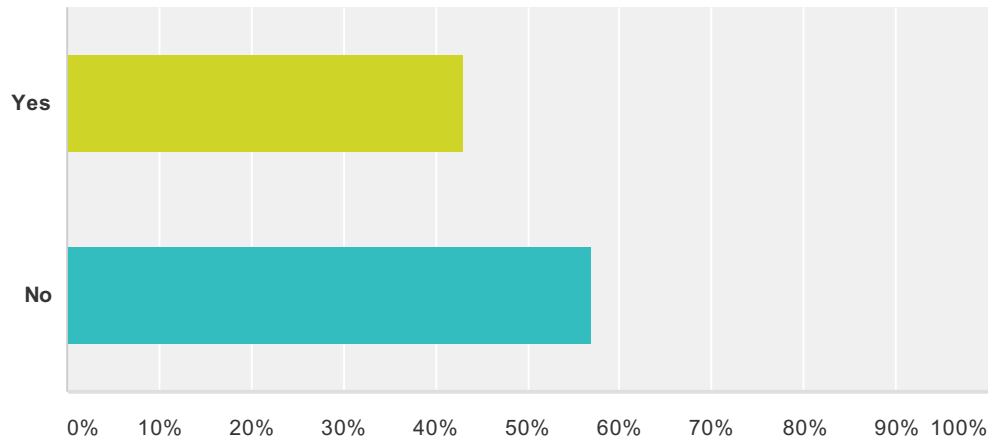
Answered: 72 Skipped: 4



Answer Choices	Responses	
Very satisfied	45.83%	33
Satisfied	36.11%	26
Neither satisfied nor dissatisfied	8.33%	6
Fairly dissatisfied	5.56%	4
Very dissatisfied	1.39%	1
I'm not sure when my pharmacy is open	2.78%	2
Total		72

Q14 Would you like your pharmacy to open at additional times?

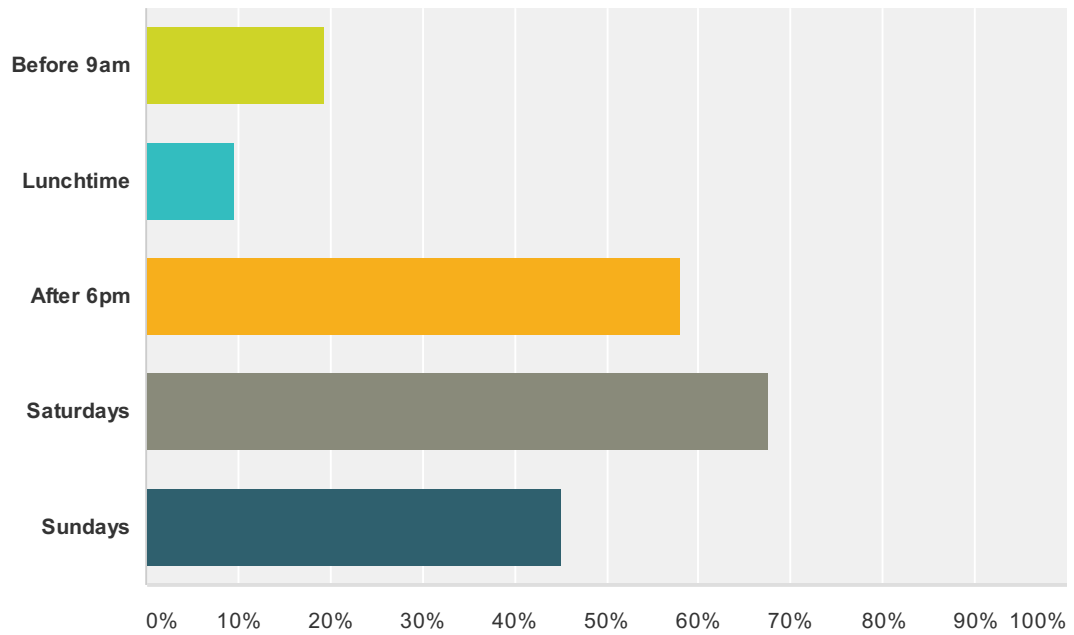
Answered: 72 Skipped: 4



Answer Choices	Responses	
Yes	43.06%	31
No	56.94%	41
Total		72

**Q15 Which of the following times would you most like your pharmacy to be open?
(Please tick all that apply)**

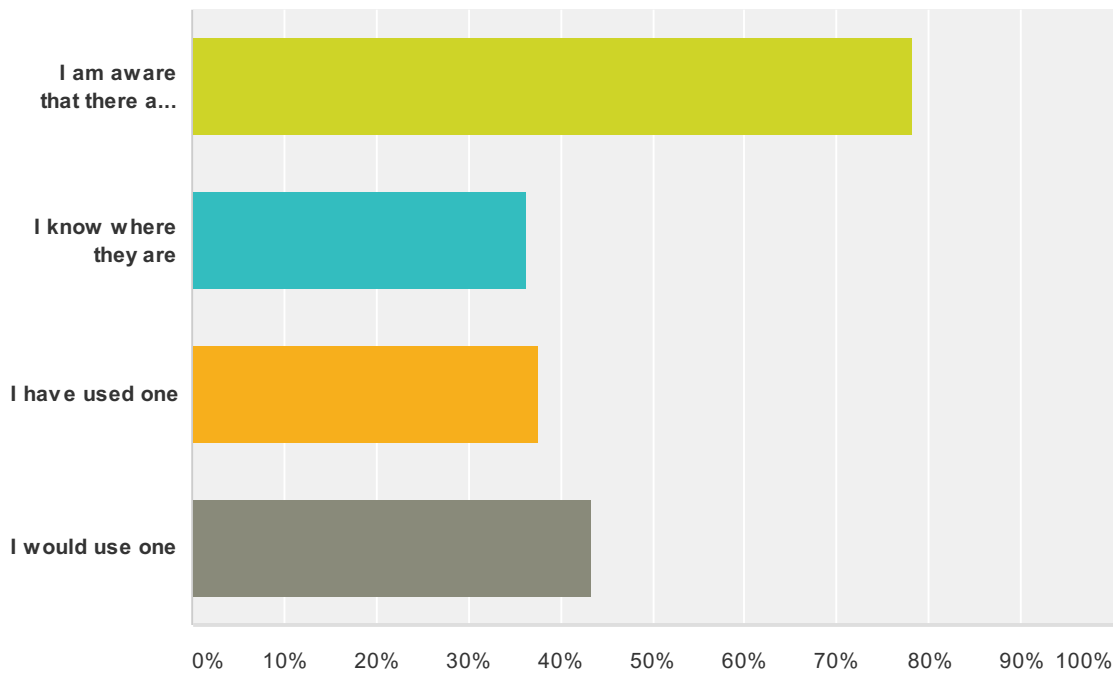
Answered: 31 Skipped: 45



Answer Choices	Responses	
Before 9am	19.35%	6
Lunchtime	9.68%	3
After 6pm	58.06%	18
Saturdays	67.74%	21
Sundays	45.16%	14
Total Respondents: 31		

Q16 There are already a number of pharmacies in Nottingham City and Nottinghamshire that are open from early in the morning to late at night and at weekends. Please tick all of the following statements that apply:

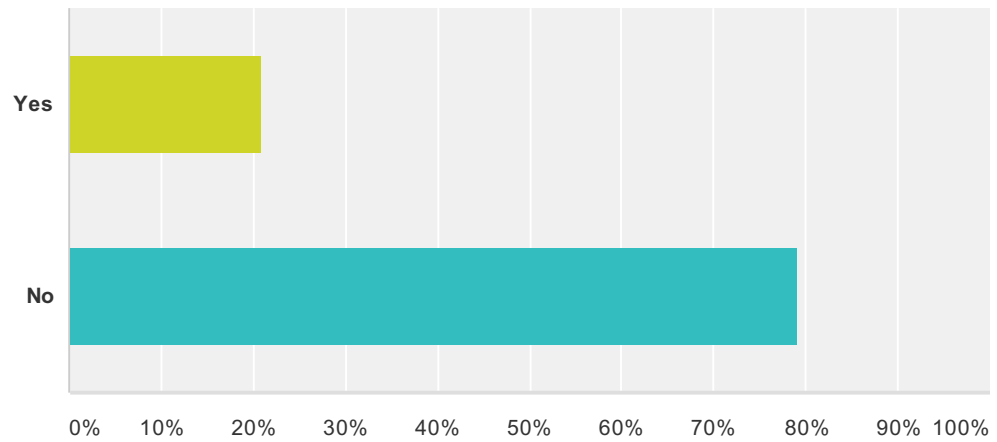
Answered: 69 Skipped: 7



Answer Choices	Responses
I am aware that there are pharmacies locally with extended hours	78.26% 54
I know where they are	36.23% 25
I have used one	37.68% 26
I would use one	43.48% 30
Total Respondents: 69	

Q17 Have you used the NHS choices website (www.nhs.uk) to look up pharmacy locations and opening times?

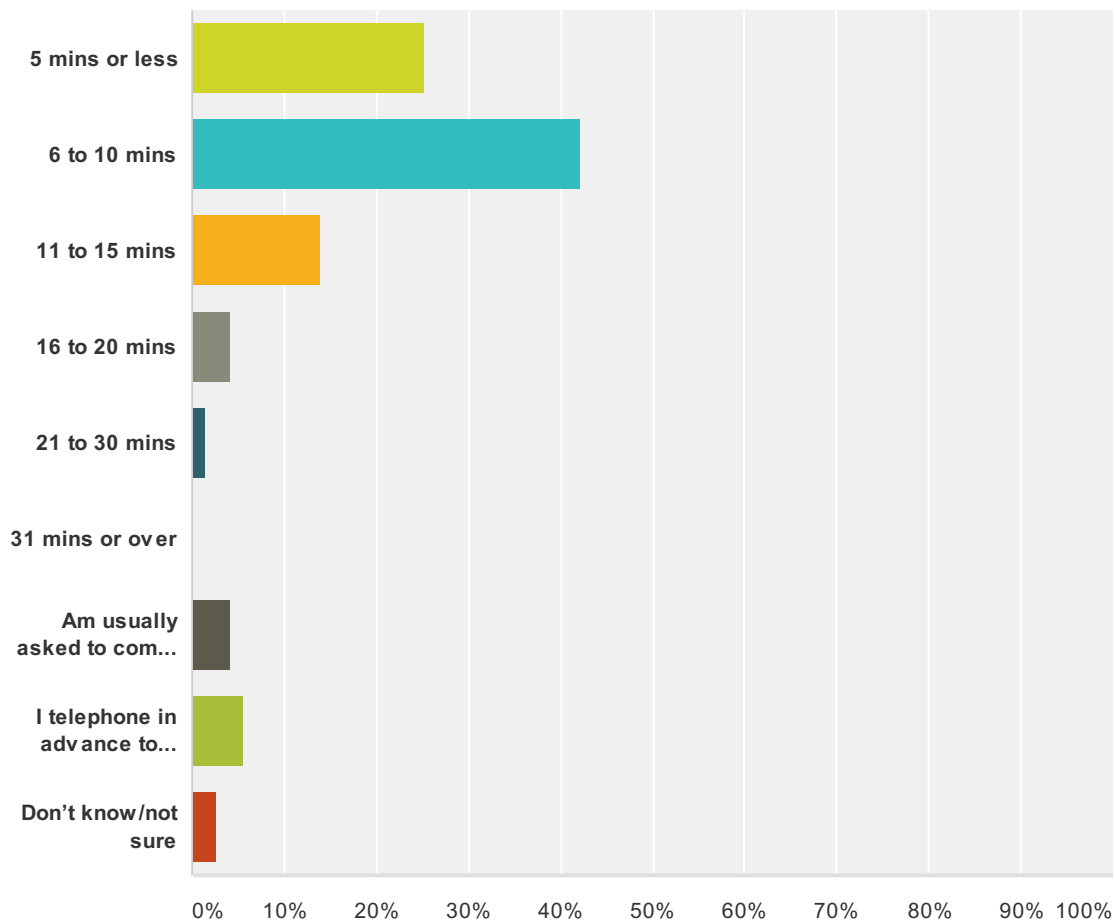
Answered: 72 Skipped: 4



Answer Choices	Responses	
Yes	20.83%	15
No	79.17%	57
Total		72

Q18 On average, how long do you have to wait for your medication to be dispensed at your pharmacy?

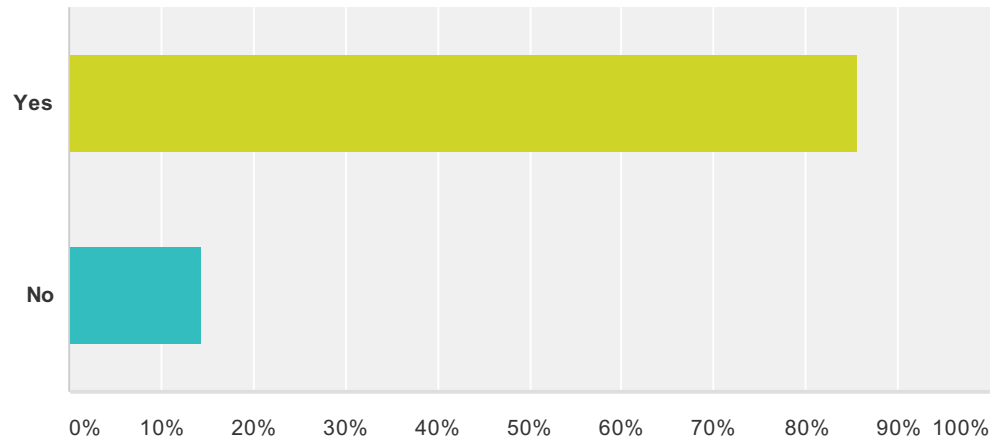
Answered: 71 Skipped: 5



Answer Choices	Responses	
5 mins or less	25.35%	18
6 to 10 mins	42.25%	30
11 to 15 mins	14.08%	10
16 to 20 mins	4.23%	3
21 to 30 mins	1.41%	1
31 mins or over	0.00%	0
Am usually asked to come back the following day	4.23%	3
I telephone in advance to order my prescription	5.63%	4
Don't know/not sure	2.82%	2
Total		71

Q19 Are you happy with the length of time you have to wait?

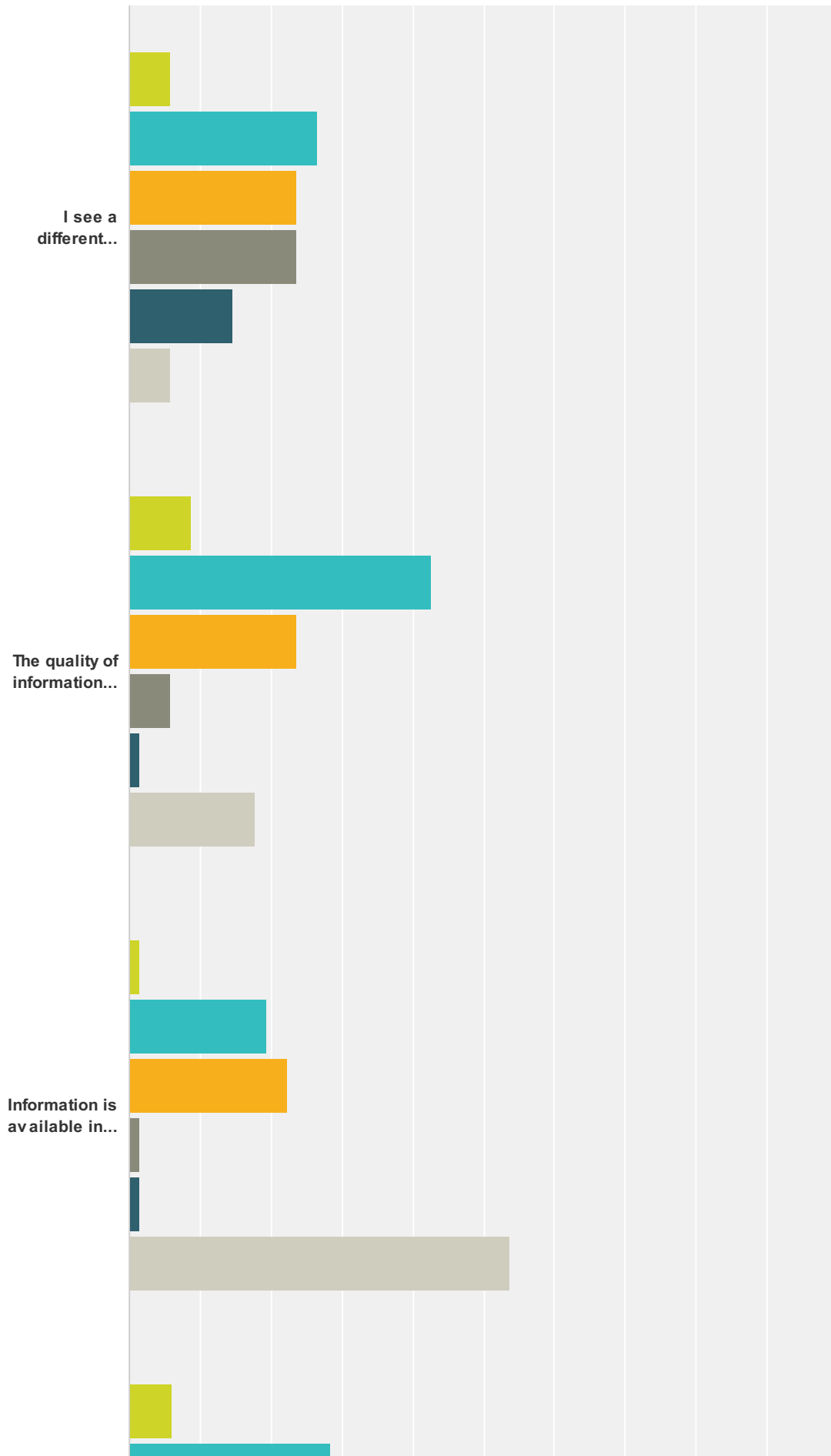
Answered: 69 Skipped: 7



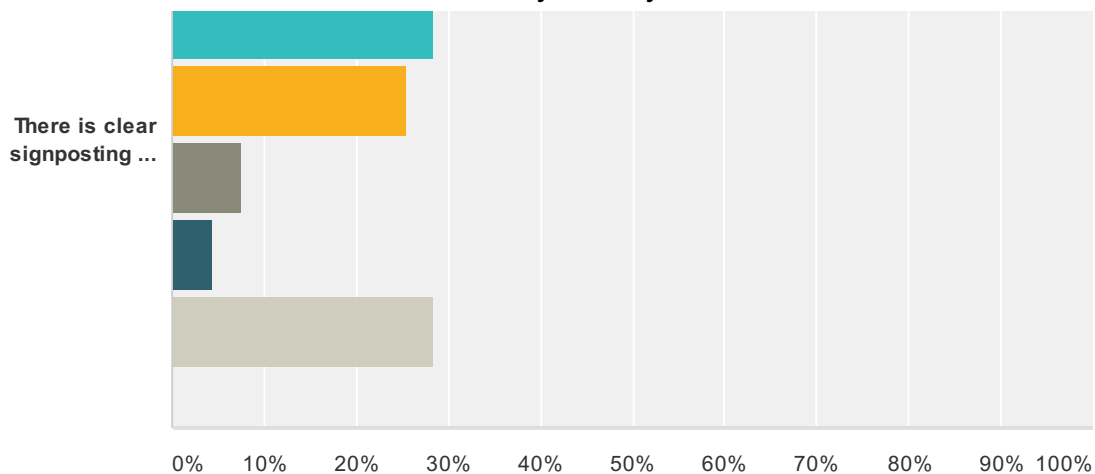
Answer Choices	Responses	
Yes	85.51%	59
No	14.49%	10
Total		69

Q20 To what extent do you agree or disagree with each statement?

Answered: 71 Skipped: 5



Public Pharmacy Survey 2014



■ Strongly agree
 ■ Agree
 ■ Neither agree nor disagree
 ■ Disagree
■ Strongly disagree
 ■ Don't know

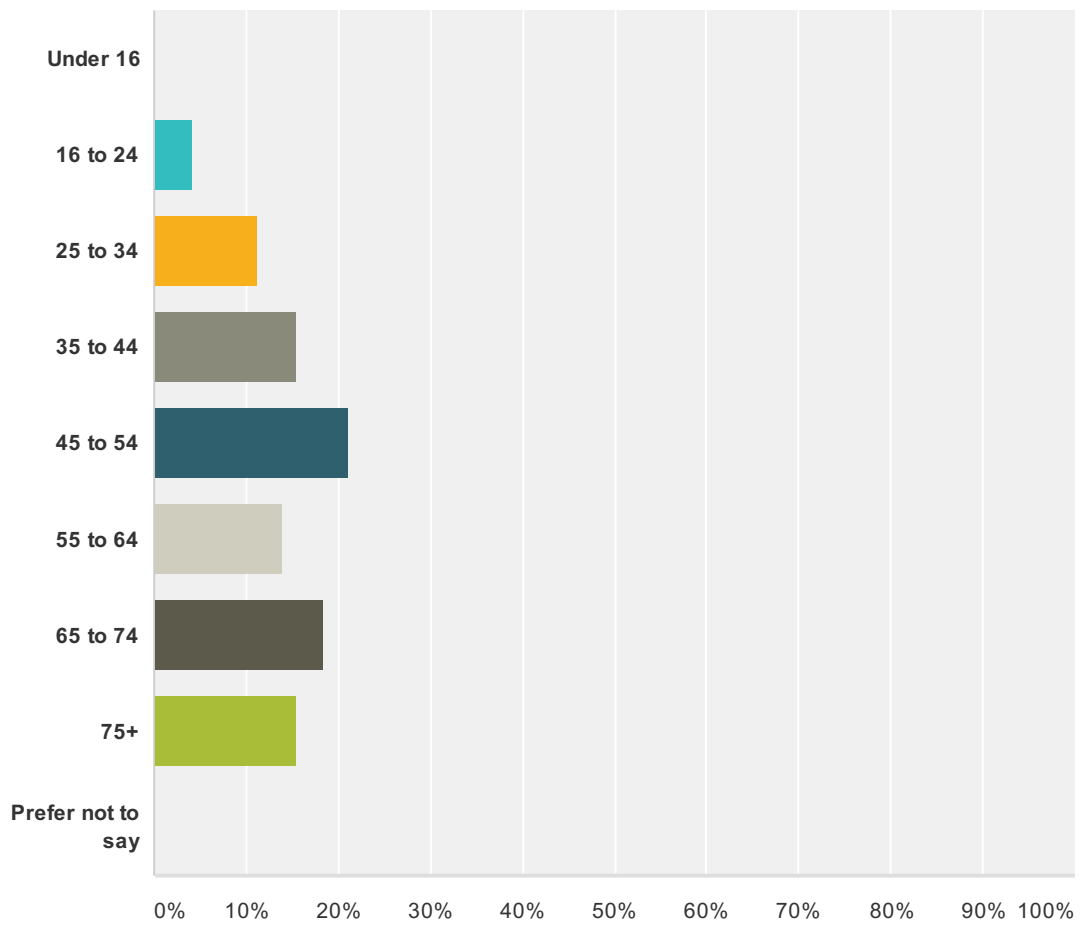
	Strongly agree	Agree	Neither agree nor disagree	Disagree	Strongly disagree	Don't know	Total
I see a different pharmacist each visit	5.88% 4	26.47% 18	23.53% 16	23.53% 16	14.71% 10	5.88% 4	68
The quality of information leaflets is good	8.82% 6	42.65% 29	23.53% 16	5.88% 4	1.47% 1	17.65% 12	68
Information is available in different languages or formats on request (e.g. braille)	1.49% 1	19.40% 13	22.39% 15	1.49% 1	1.49% 1	53.73% 36	67
There is clear signposting to other services/advisory bodies/self-help groups	5.97% 4	28.36% 19	25.37% 17	7.46% 5	4.48% 3	28.36% 19	67

Q21 Any other comments?

Answered: 22 Skipped: 54

Q22 How old are you?

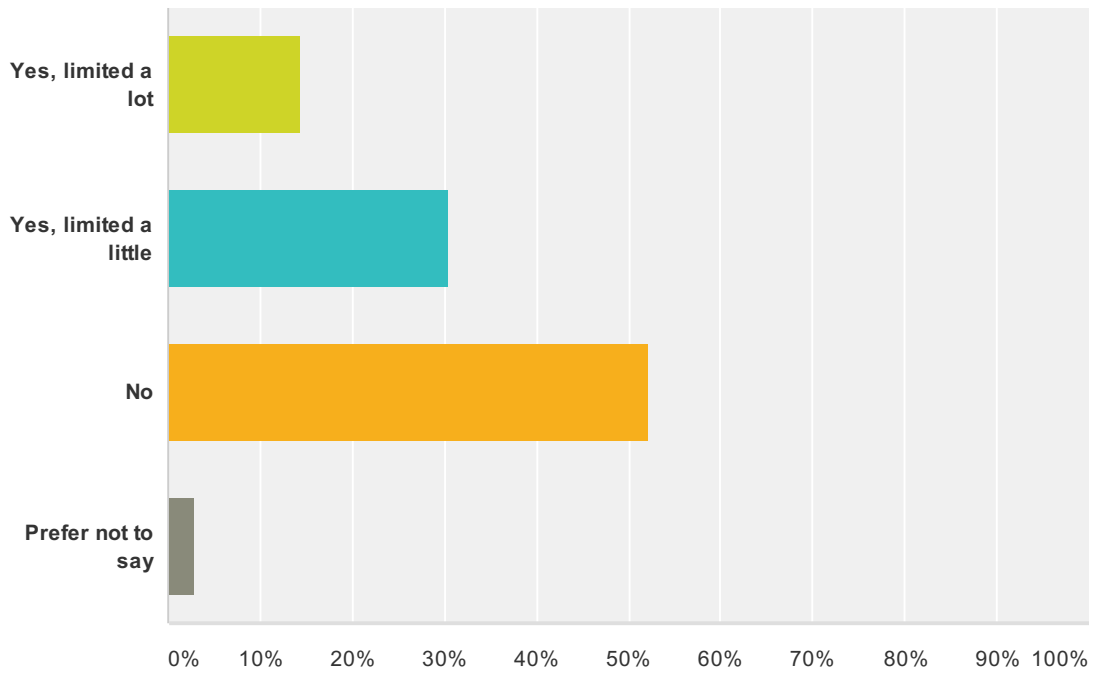
Answered: 71 Skipped: 5



Answer Choices	Responses
Under 16	0.00% 0
16 to 24	4.23% 3
25 to 34	11.27% 8
35 to 44	15.49% 11
45 to 54	21.13% 15
55 to 64	14.08% 10
65 to 74	18.31% 13
75+	15.49% 11
Prefer not to say	0.00% 0
Total	71

Q23 Are your day to day activities limited because of a health problem or disability which has lasted, or is expected to last, at least 12 months?

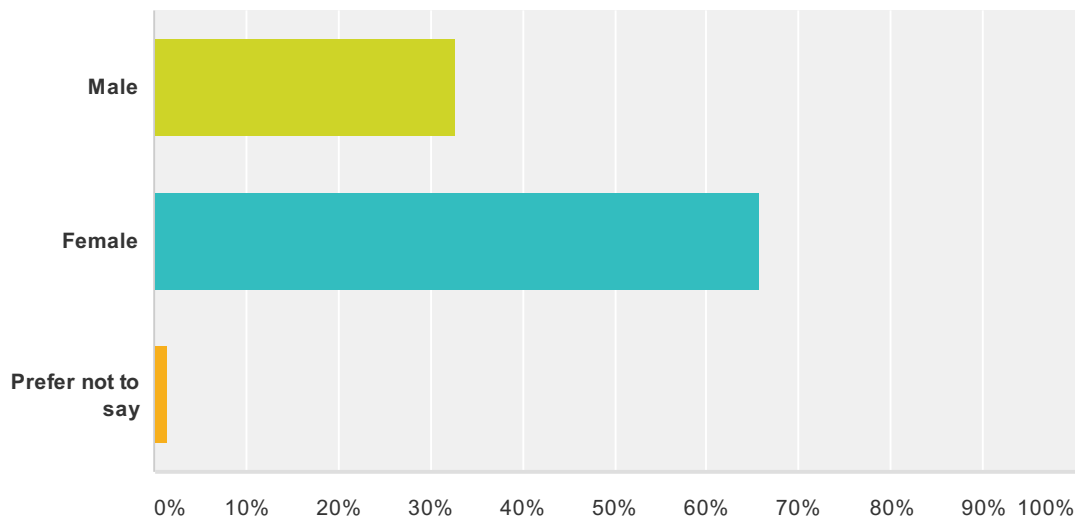
Answered: 69 Skipped: 7



Answer Choices	Responses
Yes, limited a lot	14.49% 10
Yes, limited a little	30.43% 21
No	52.17% 36
Prefer not to say	2.90% 2
Total	69

Q24 What is your gender?

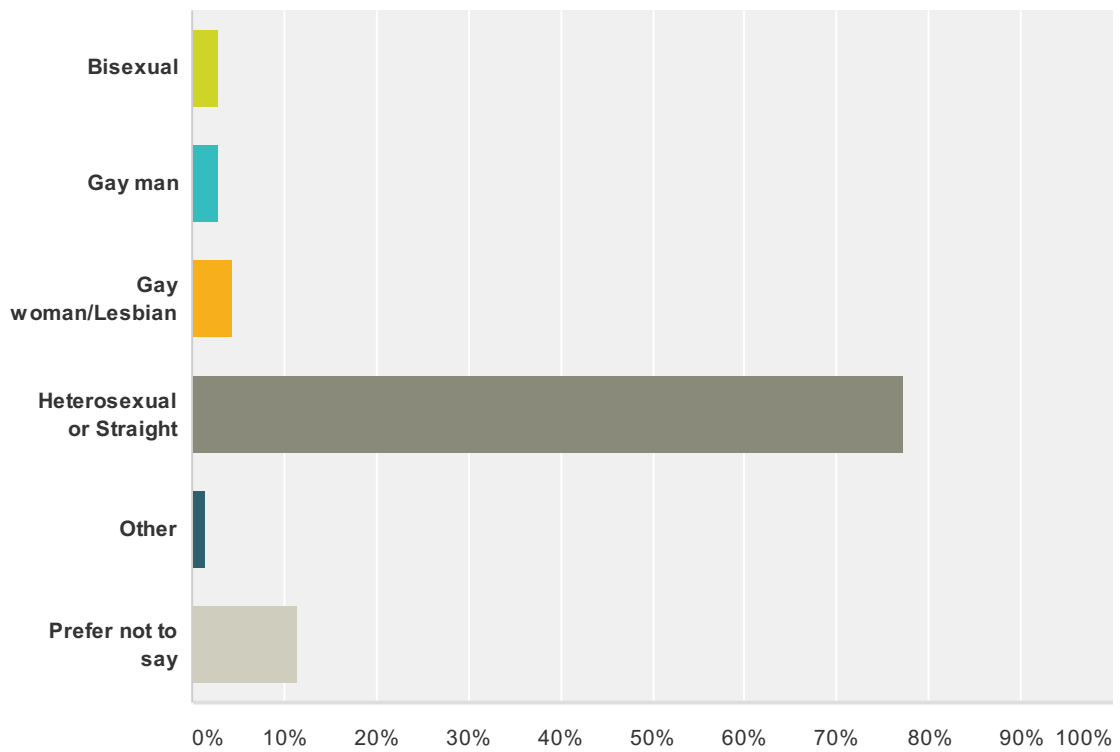
Answered: 70 Skipped: 6



Answer Choices	Responses	
Male	32.86%	23
Female	65.71%	46
Prefer not to say	1.43%	1
Total		70

Q25 What is your sexual orientation?

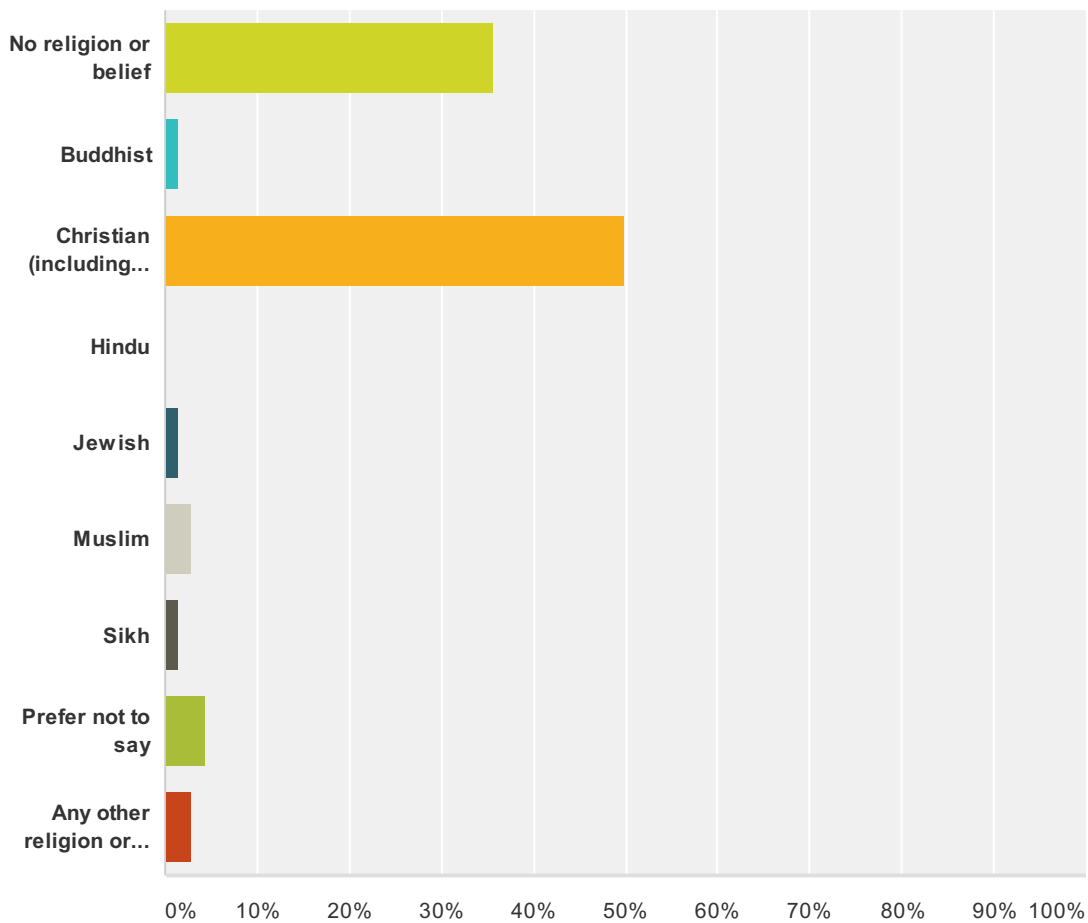
Answered: 70 Skipped: 6



Answer Choices	Responses
Bisexual	2.86% 2
Gay man	2.86% 2
Gay woman/Lesbian	4.29% 3
Heterosexual or Straight	77.14% 54
Other	1.43% 1
Prefer not to say	11.43% 8
Total	70

Q26 What is your religion or belief, even if you are not currently practicing?

Answered: 70 Skipped: 6

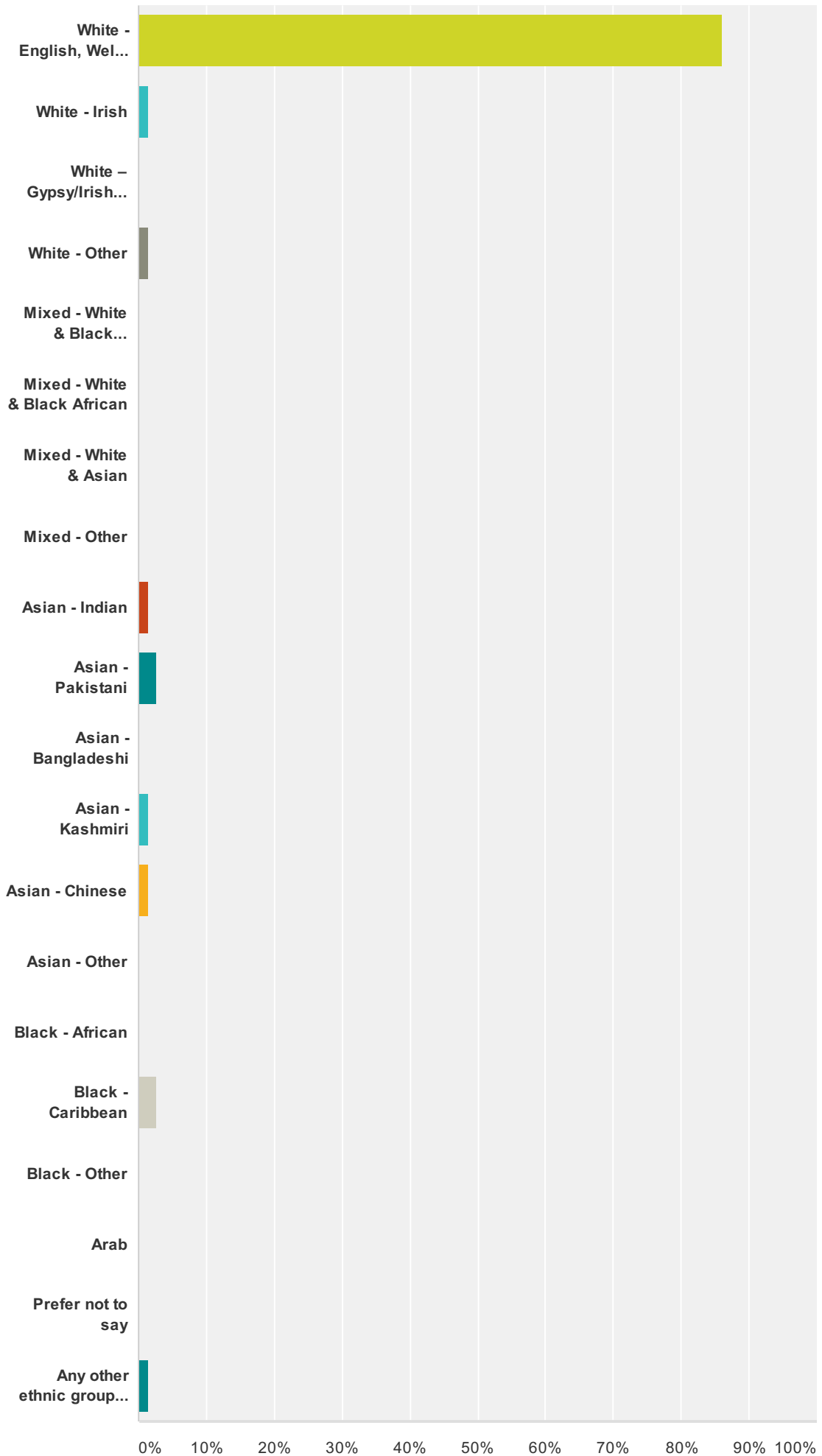


Answer Choices	Responses
No religion or belief	35.71% 25
Buddhist	1.43% 1
Christian (including Church of England, Catholic, Protestant and all other Christian denominations)	50.00% 35
Hindu	0.00% 0
Jewish	1.43% 1
Muslim	2.86% 2
Sikh	1.43% 1
Prefer not to say	4.29% 3
Any other religion or belief, please state	2.86% 2
Total	70

Q27 What is your ethnic group?

Answered: 71 Skipped: 5

Public Pharmacy Survey 2014

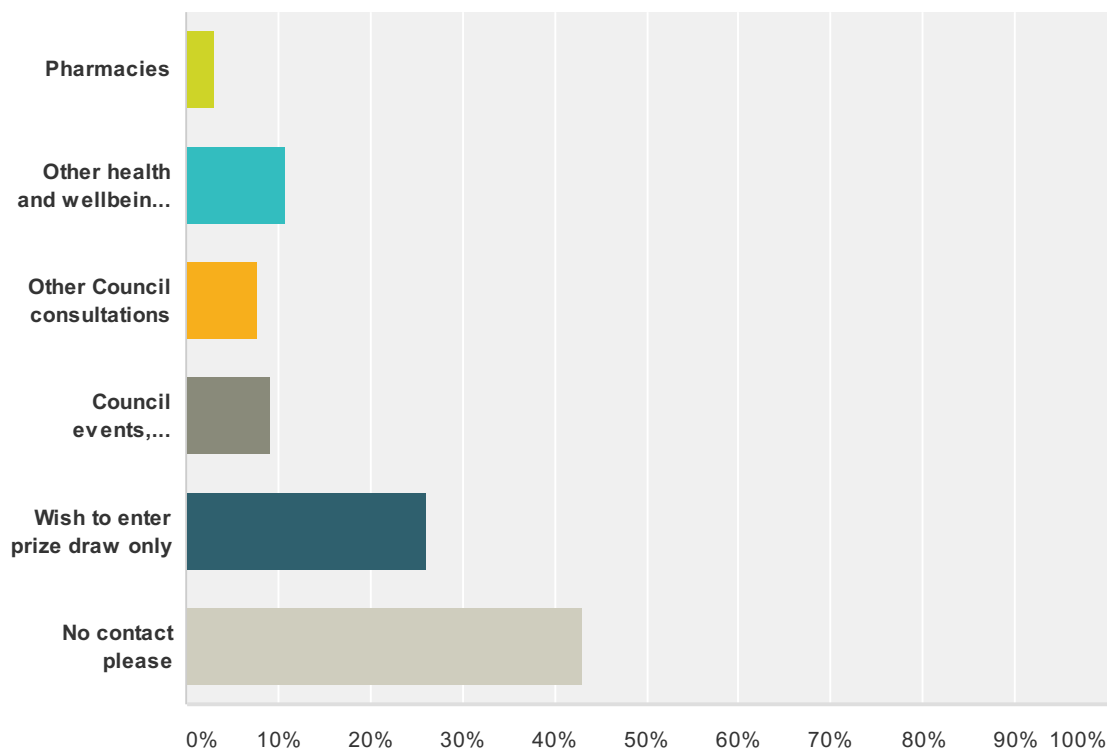


Public Pharmacy Survey 2014

White - English, Welsh, Scottish, Northern Irish, British	85.92%	61
White - Irish	1.41%	1
White – Gypsy/Irish Traveller	0.00%	0
White - Other	1.41%	1
Mixed - White & Black Caribbean	0.00%	0
Mixed - White & Black African	0.00%	0
Mixed - White & Asian	0.00%	0
Mixed - Other	0.00%	0
Asian - Indian	1.41%	1
Asian - Pakistani	2.82%	2
Asian - Bangladeshi	0.00%	0
Asian - Kashmiri	1.41%	1
Asian - Chinese	1.41%	1
Asian - Other	0.00%	0
Black - African	0.00%	0
Black - Caribbean	2.82%	2
Black - Other	0.00%	0
Arab	0.00%	0
Prefer not to say	0.00%	0
Any other ethnic group, please state	1.41%	1
Total		71

Q28 Would you like us to email you about any of the following? (Please tick all that apply)

Answered: 65 Skipped: 11



Answer Choices	Responses
Pharmacies	3.08% 2
Other health and wellbeing related matters	10.77% 7
Other Council consultations	7.69% 5
Council events, services and benefits	9.23% 6
Wish to enter prize draw only	26.15% 17
No contact please	43.08% 28
Total	65

Q29 Please provide your name and email address if you would like to be contacted about any of the options in the previous question, including entry to the prize draw for Victoria Centre vouchers

Answered: 51 Skipped: 25

Answer Choices	Responses	
Name	100.00%	51
Email address	96.08%	49

Nottingham City Council Pharmaceutical Needs Assessment Consultation

The local Pharmaceutical Needs Assessment (PNA) is a document that outlines services and ensures that pharmaceutical services across Nottingham both meet the needs of the population and that they are in the correct locations to support the residents of Nottingham.

Pharmaceutical services are provided by Community Pharmacies, Dispensing GP Practices and Dispensing Appliance Contractors.

Nottingham City Council have a have a legal duty under Section 8 of The National Health Service (Pharmaceutical and Local Pharmaceutical Services) Regulations 2013 to consult with named organisations as well as the residents of Nottingham on the findings and recommendations for pharmacy services provision.

The PNA is really important because it will be used as the basis for informing decisions when applications for new pharmacies are received and for commissioning of new services within community pharmacies.

This consultation will run for 60 days from October 1st, to November 30th, 2014.

The Regulations require that the following organisations are formally invited to, and will be consulted on this PNA. In addition the PNA steering group has agreed to consult the local Clinical Commissioning Groups (CCGs) and GP practices that dispense pharmaceutical equipment. The full list of consultees is as follows:

Local Pharmaceutical Committee

Local Medical Committee

Persons on the Pharmaceutical List in Nottingham

Dispensing Doctors in Nottingham

LPS Chemists

Nottingham Healthwatch

NAVO

Other patient, consumer or community groups with an interest in provision of pharmaceutical services (CCG patient groups)

Local NHS Trusts and NHS Foundation Trusts (NUH, Kings Mill, CHP, Nottingham Healthcare Trust)

CityCare

NHS England

Nottingham City HWB

Neighbouring HWB (Nottinghamshire, Derbyshire, Leicestershire, Lincolnshire, Doncaster and Rotherham)

CCG
GPs

Responses from members of the public and other organisations that are not listed above are welcome. All consultation findings and comments will be summarised to produce the final local PNA document. We really value your views and would greatly appreciate it if you could spend approximately 30 minutes on completing this consultation.

Thank you in advance for your views.

The Draft PNA can be found at: <http://www.nottinghaminsight.org.uk/d/107226>

A full copy of the PNA Regulations can be found at:
<http://www.legislation.gov.uk/ukxi/2013/349/contents/made>

PNA development guidance can be found here: <http://psnc.org.uk/wp-content/uploads/2013/08/PNAs-a-guide-for-local-authorities.pdf>

An electronic or paper copy can be provided on request.

Further help:

If you need an electronic or paper copy or need help completing the survey, please contact Jean Robinson on jean.robinson@nottinghamcity.gov.uk or 0115 8765428

Returning Your Completed Survey in paper copy

Once you have completed the survey post to the following freepost address (no stamp required):

FREEPOST RSKR-JYGH-YYAK
Communications and Marketing (PNA)
Nottingham City Council
Loxley House
Station Street
Nottingham
NH2 3NG

Please respond by November 30th 2014

Nottingham City Council would like to thank you for taking the time to give your responses.

Navigating the Nottingham PNA

The PNA is a large document consisting of 6 sections.

Section 1 is a brief Executive Summary

Section 2 introduces the PNA, describes the processes we followed and includes a description of pharmaceutical services.

Section 3 covers the different types of pharmacy services provided across Nottingham and the determination of geographical areas for our needs assessment.

Section 4 is a demographic profile of the City, setting out the social and environmental context and providing population projections.

Section 5 looks at the health needs of each district in turn and the current pharmaceutical service provision

Section 6 outlines gaps in services and recommendations subject to this consultation

Appendices have been added for additional detailed information.

Part A - Your Views

There is an executive summary of the PNA here (LINK). This also explains the purpose of the PNA.

Do you agree or disagree with the following statements:

Section 1 gives a brief summary of the PNA.

1. The purpose of the PNA is clearly explained.

Agree / Disagree

If you disagree, please say why.

Section 2 describes the process followed.

2. The process of the PNA has been clearly explained.

Agree / Disagree

If you disagree, please say why.

Section 3 provides an overview of pharmaceutical services in Nottingham.

3. The services are clearly described.

Agree / Disagree

If you disagree, please say why.

Section 4 provides a demographic profile of the Nottingham City

4. The demographics of the population have been clearly described.

Agree / Disagree

If you disagree, please say why.

Section 5 looks at the health needs of the population in each of the 8 local area committees in turn for assessment of need.

- 5. The PNA provides enough information to assess pharmaceutical need at local area committee level..

Agree / Disagree

If you disagree, please say why.

Section 6 sets out any recommendations.

- 6. The PNA recommendations reflect the pharmaceutical Need.

Agree / Disagree

If you disagree, please say why.

7. Do you have any other comments? (Please specify below with reference to page and section number)

8. Are you responding.....

On behalf of an organisation – Please complete Part B

As a member of the public – Please complete Part C

Part B - Responding on behalf of an organisation

B1. Please tell us a little bit about yourself.

Job title/Role:

Company/Organisation:

Post code:

B2. Please indicate which type of organisation you represent.

Local Pharmaceutical Committee

Local Medical Committee

Persons on Pharmaceutical List in Nottingham

Dispensing Doctor in Nottinghamshire

LPS Chemists

Nottingham Healthwatch

NAVO

Other patient, consumer or community groups with an interest in provision of pharmaceutical services (CCG patient groups)

Local NHS Trusts and NHS Foundation

Citycare

NHS England

Nottingham City HWB

Neighbouring HWB (Nottinghamshire, Derbyshire, Leicestershire, Lincolnshire, Doncaster and Rotherham)

Nottingham CCG

Nottingham GPs

Other

If other (please specify)

Part C - Responding as a member of the public

C1. Please tell us a little bit about yourself.

Name:

Post code:

(Text for the website for consultation)

Consultation on Nottingham City draft Pharmaceutical Needs Assessment (PNA)

During the recent organisation of the NHS, the responsibility for production of a Pharmaceutical Needs Assessment transferred from the NHS to local authorities.

The PNA is a way of making sure that pharmaceutical services across Nottingham meet the needs of the population and are in the right locations to support Nottingham residents.

The PNA Steering Group has carried out a Needs Assessment based on population health need, mapping of existing services, future population projections, and a public survey of current service provision.

We have a legal duty to consult with a range of relevant local clinical groups, including local pharmacies and other partners inside and outside the NHS. Interested members of the public are also welcome to comment. You are invited to read the Nottingham City draft PNA [LINK](#) and then provide feedback via the survey from October 1st to November 30th, 2014.

All findings and comments will be used to produce the final document which will be published on this page at the end of March 2015.

This consultation will close on November 30th, 2014

Thank you in advance for your views.

Appendix 5b Consultation Responses

Nottingham City Formal Consultation responses

Responses reproduced in full. Names of individuals have been removed. Action taken highlighted in green

The following organisations were consulted as part of the PNA process.

The consultation ran from 01/10/2014 to 30/11/2014, 60 days.

Local Pharmaceutical Committee

Local Medical Committee

Persons on the Pharmaceutical List in Nottingham

LPS Chemists

Nottingham Healthwatch

NAVO

Other patient, consumer or community groups with an interest in provision of pharmaceutical services (CCG patient groups)

Local NHS Trusts and NHS Foundation Trusts (NUH, Kings Mill, CHP, Nottingham Healthcare Trust)

Nottingham CityCare Partnership

NHS England

Nottingham City HWB

Nottinghamshire HWB

CCGs

GPs

Post Consultation actions

1. Update PNA to take account of consultation responses
2. Update all maps with latest pharmacy data
3. Add recommendations and statements
4. Prepare papers for HWB

Nottingham City Housing Department

(City PNA was discussed at Health and Housing group)

No additional comments to make.

Just a thought tho'....

In section 4.5 regarding Housing, there looks to be an increase in purpose-built student accommodation. Do you think that this will increase the overall student population, or will it just be that these students would otherwise have lived in terraced houses in Lenton and Dunkirk, so no net increase? Do the Universities offer any projections on increasing / decreasing student numbers?

Kind regards

Action

Check student number projections

<http://nottinghamaction.org.uk/news/nottingham-news/report-launched-on-student-housing-market-conditions-in-nottingh/>

Student numbers have plateaued so shift into purpose built rather than increase in population expected.

Nottingham City Housing Department

asked me to have a quick look over the housing section of you pharmacy strategy and I've a few comments that may be helpful:

1. New development – it is important to distinguish between units and bedspaces – most general population developments will be set out in terms of units (houses, flats etc), most student development in terms of bedspaces.

e.g. Development x is 40 units = 40 households of different types. Development Y is 100 student bedspaces = 100 single person households

I did – assumed 2.3 persons per household except for student accommodation – 1 person per unit.

2. Increase in the number of people – It is nigh on impossible to accurately gauge the number of people that a new development with bring to an area, particularly if it is a private market development where people can occupy homes at any chosen concentration. I would suggest that it is the increase in the number of households (i.e. units) that would be of more use to planning the location of services, given that each member of a household will likely use the same pharmacy. Of course I appreciate that stock levels and the availability of specific services remains to be tweaked.
3. It may be of use to look at the households projections for the city as a whole too, it offers some breakdown by age and households type so perhaps a way in to tailoring provision.
<https://www.gov.uk/government/statistical-data-sets/live-tables-on-household-projections>

Kind regards,

Action:

None needed - estimates used are adequate

Re: Nottingham City CCG's response to the Pharmaceutical Needs Assessment (PNA)

Nottingham City CCG are assured by the Pharmaceutical Needs Assessment (PNA) process and agree with the findings that there do not appear to be any significant gaps in pharmaceutical need across Nottingham city.

Our population has good access to pharmacy services and within each of the eight Local Area Committees (LACs) there are an adequate number of pharmacies which provide services to meet the needs of the local population. It is noted that the LACs are co-terminus with the development of the Nottingham City CCG Care Delivery Groups (CDGs) and it is anticipated that pharmacists will be linked to these emerging CDGs and will have a greater opportunity to participate in multi-disciplinary team working. Also, across Nottingham city there are **eleven 100-hour pharmacies** which are open until late at night and at weekends.

Nottingham City CCG are disappointed with the level of patient response to the consultation as greater feedback from residents would have made the PNA more robust.

Nottingham City CCG will continue to work with local stakeholders and partners to explore and improve better use of the community pharmacy workforce and the services they provide. Of the additional services mentioned in the PNA Summary, Nottingham City PCT did pilot both a weight management service and NHS Health Checks through a number of local community pharmacies, but neither of these services were widely used by the local population at the time and the pilots were not extended.

It is agreed that the PNA provides a good platform for the Nottingham City CCG to build upon.

Yours sincerely

Action: confirm 11 100hr pharmacies – emailed Liz Gundel 16/01/2015 S Travis confirmed 11, all tables updated

Add sentence re pilots

Check if pilots continuing into 15/16 – if not remove from services figures – health checks not extended – removed. Sentence added on health checks and weight management piloted but uptake low.

Add to summary: It is noted that the LACs are co-terminus with the development of the Nottingham City CCG Care Delivery Groups (CDGs) and it is anticipated that pharmacists will be linked to these emerging CDGs and will have a greater opportunity to participate in multi-disciplinary team working.

01 December 2014

Nottingham City PNA comments by Nottinghamshire LPC

1. The purpose of the PNA is clearly explained – agree

2. The process of the PNA has been clearly explained – agree

3. The services are clearly described

a. The Vulnerable Adults scheme is a very specific service commissioned from only one pharmacy to meet a local population need and therefore this should be detailed in the PNA

Sentence added

b. The City CCG commission the Not Dispensed scheme in addition to the Healthy Living Leads scheme

- amended

c. Do the City Council still commission pregnancy testing and chlamydia screening – if so these need to be correctly referenced in the PNA

yes

4. The demographics of the population have been clearly described

a. P16 of the draft refers to the population having fallen or remained static – it is one or the other, but not both

- amended

b. P21 – bullet 4.4 states access to primary care services by public transport and then the sub-bullets go on to outline access to secondary care hospital sites. Either the heading should change or the content following

-- heading changed

c. P22 – the public survey. The number of responses is so low that no significant conclusions can be drawn from it and therefore inclusion of any reference to it could be misleading. In fact it could be argued that on the whole the public must be satisfied with access to pharmaceutical services, because if they weren't responses would have likely to have been higher on the basis people complain more easily than compliment. This is reinforced by the fact that NHSE have very few pharmacy complaints. If responses are included then they should be in general terms and any response from less than 10% of respondents should not be included. This is especially relevant when considering responses at a LAC level

- No analysis at LAC level included

5. The PNA provides enough information to assess pharmaceutical need in each local area

a. LAC 3 – if reference is being made to the applications being turned down by NHSE then this should be supplemented by reference to the Litigation Authority upholding this decision and over turning appeals on the NHSE decision

reference added

b. LAC 8 – the LPC can understand residents of Clifton accessing pharmaceutical services in the City, but doubts whether residents of the City part of the LAC would travel to Clifton, although this doesn't mean there is a lack of provision, but should be mentioned in the PNA

-expanded to explain good coverage on either side of trent

6. The PNA recommendations reflects pharmaceutical needs – agree

7. Do you have any other comments? (Please specify below with reference to page and section number)

a. As agreed with ----- we haven't commented on the data in the tables and references to those figures in the text, because the LPC understands that these are being re-worked and checked for further review by the Steering Group.

If any of our comments require further explanation or detail, please get in contact or discuss at the next Steering Group.

Action: amend doc where required – done

Nottingham City Pharmaceutical Needs Assessment Consultation Response

I can confirm that the NHS England Area Team agrees in the main with Nottingham City Council's Health and Wellbeing Boards pharmaceutical needs assessment. The only area in which the area team considers that there may be a gap in pharmaceutical need is in Nottingham City centre after 6pm and you may wish to consider this prior to publication of the final document.

- Sentence added to LAC 8 profile

There is no doubt that the document will be a useful tool when NHS England is determining control of entry regulations.

The purpose of the pharmaceutical needs assessment and the process used to develop the document is clearly explained. The demographics of the population have been clearly described. It is considered that the pharmaceutical needs assessment provides enough information to assess pharmaceutical need at a locality level.

With regard to services the Nottinghamshire and Derbyshire Area Team have provided you with further information describing the advanced and enhanced services it commissions directly since the consultation draft was circulated and the inclusion of this information in the final document will help to explain the pharmaceutical services on offer better to future users of the document.

Added to section 3

The Area team is committed to the development and commissioning of high quality community pharmacy services.

There are some inaccuracies in the data recorded which we have previously discussed – largely due to the significant numbers of changes in ownership which have occurred since the PNA process was begun and the Area Team will endeavour to ensure that you are provided with up-to-date contracting information for the range of pharmacy services commissioned directly by NHS England prior to publication and then on an ongoing basis during the lifespan of the PNA.

Kind regards

Data collated and double checked – some issues still outstanding but numbers of pharmacies now accurate

On line responses

5 responses plus one copied from County consultation as refers to City pharmacies

4 organisations, 1 member of the public, 1 blank

The purpose of the PNA is clearly explained?

3 agree.

3 blank

The process of the PNA has been clearly explained

1 disagree, no further comments given as to why

No action

The services are clearly described

All agree or blank

The demographics of the population have been clearly described?

All agree or blank

The PNA provides enough information to assess pharmaceutical need at locality level?

All agree or blank

The PNA reflects pharmaceutical needs?

All agree or blank

Do you have any other comments? (Please specify below with reference to page and section number)

Re Co-Op pharmacy services (Appx. 7) reporting latest picture, where we are (Y) offering the service: (dated 27/11/2014)

Bilborough, NG8 4PH Pharmacy First, Not Dispensed, EHC, Pregnancy Testing, C-Card, Chlamydia Testing, Chlamydia Treatment, MUR, NMS, Emergency Supply

Clifton, NG11 8AA Pharmacy First, Not Dispensed, Smoking Cessation, EHC, Supervised Consumption, Pregnancy Testing, C-Card, Chlamydia Testing, Chlamydia Treatment, MUR, NMS, Emergency Supply

Wollaton, NG8 1FG Pharmacy First, Not Dispensed, EHC, Supervised Consumption, C-Card, Chlamydia Testing, Chlamydia Treatment, MUR, NMS, Emergency Supply

Heathfield Estate, NG5 1NA Pharmacy First, EHC, Supervised Consumption, C-Card, Chlamydia Testing, Chlamydia Treatment, MUR, NMS, Emergency Supply

Aspley, NG8 5ND Pharmacy First, Supervised Consumption, MUR, NMS, Emergency Supply

St. Anns, NG3 4EZ Pharmacy First, EHC, Supervised Consumption, C-Card, Chlamydia Testing, Chlamydia Treatment, MUR, NMS, Emergency Supply

Old Basford, NG6 0HA Pharmacy First, Supervised Consumption, Emergency Supply

Re Co-Op pharmacy services, corrections to opening hours:

Clifton, NG11 8AA Thu to 18:30, Sat 09:00 to 13:00

Wollaton, NG8 1FG Mon-Wed, Fri 08:30 - 18:15, Thu 08:30 - 17:00

Heathfield Estate, NG5 1NA Mon-Fri from 08:00

Aspley, NG8 5ND Mon-Fri from 08:30, Sat 09:00 - 13:00
St. Anns, NG3 4EZ Mon-Fri from 08:30
Old Basford, NG6 0HA Mon-Fri from 08:30, closed on Sat

Discussed at steering group – consensus was to stick with commissioner info rather than pharmacy view. Ensure it is clear that PNA refers to services commissioned rather than private services offered by pharmacies

PNA Steering group notes 07/01/2015

City – weight management and health checks – uptake poor due to entry criteria rather than because patients didn't want pharmacy based service. (ref from GP).

- Sentence added

-

One city pharmacy has done 700 healthchecks ? check – checked with NHS Healthchecks data – no evidence

NHS England suggested there may be a potential gap after 6pm in city centre. Walk in centre retender in progress – might generate more need for later opening pharmacies if they have a full prescription service. At moment, nurses give out meds.

Comment added – may need to review if walk in provides prescriptions

LPC 3 pharmacies closed in centre – market forces

Caroline sending final version city services

1. Update tables done
2. Update maps - done
3. Update practice numbers done
4. Update narrative –to match table numbers done
5. Update narrative – consultation
6. Update titles and appendices

15/01/2015 updated section 3, Not dispensed scheme description added.

100 hours updated in tables – check narrative – checked and updated 100 hours and weekend opening

Appendix 6 Equity Impact Assessment

Name and brief description of proposal / policy / service being assessed

The Nottingham City pharmaceutical Needs Assessment (PNA) is a 3 years valid process that uses used the Joint Strategic Needs Assessment (JSNA) and other Board approved documents to:

- Identify the local health priorities.
- It looks at current demographics and future trends and developments which may impact on the health of the local population.
- Identifies where pharmaceutical services are currently used to address these priorities
- Where changes may be required to fill any current identified gaps or to address possible future health needs.

Information used to analyse the effects on equality

A public and pharmacy survey was circulated to all pharmacies, NAVO, Healthwatch, NCVS GP's and hospitals giving the opportunity to feedback in particular by some of the protected groups.

The PNA document identifies groups of people by different factors e.g. their health needs, age ranges, or social demographics, whose health needs could be addressed by pharmaceutical providers to bring those with lower health outcomes more in line with the average for the area.

Consultation with patient and carer reps from each of the local protected groups informed the PNA of any barriers to inclusion being experienced by vulnerable people from these groups e.g. in the way services are experienced, or the take up of such services through monitoring by protected group for example. Could use patient record declared demographics if appropriate?

The overall effect would be improved access to services which will impact disadvantaged groups in a positive manner.

Pharmacy survey – This enquired with the pharmacy providers what services their pharmacy offered. It included questions related to customer access, including facilities for disabled customers and provision of targeted services, languages spoken by staff

Public survey- This asked about what services they liked or didn't like, how they accessed pharmacy services, what other services would the public like to be provided, amongst other questions.

	Could particularly benefit (X)	May adversely impact (X)	How different groups could be affected: Summary of impacts	Details of actions to reduce negative or increase positive impact (or why action not possible)
People from different ethnic groups	<input checked="" type="checkbox"/>	<input type="checkbox"/>		We have taken into account the findings of the patient survey for any

Men, women (including maternity/pregnancy impact), transgender people	<input checked="" type="checkbox"/>	<input type="checkbox"/>	<p>The public consultation feedback did not raise any concerns regarding protected characteristics though more activity will need to be done, or where there where access to pharmacy services was an issue. (Both of the survey analysis will be published with the Pharmaceutical Needs Assessment in April 2015 on the Local Authority / Health and Wellbeing website</p> <p>People with acute and long term conditions requiring pharmaceutical therapy often have disadvantage due to their health status.</p> <p>The PNA does not currently look in any detail at each of the 9 local protected characteristic groups and any associated health inequalities.</p>	<p>adverse impacts. Further consultation will take place to identify any barriers or hurdles as the PNA will need to ensure that Health Inequality is addressed to ensure maximum health for all.</p> <p>More specific research to look at the health needs and recognise the specific health inequalities of these protected groups is needed in the JSNA or other documents which will help inform future PNAs.</p>
Disabled people or carers	<input checked="" type="checkbox"/>	<input type="checkbox"/>		
People of different faiths/beliefs and those with none.	<input checked="" type="checkbox"/>	<input type="checkbox"/>		
Lesbian, gay or bisexual people	<input checked="" type="checkbox"/>	<input type="checkbox"/>		
Older or younger people	<input checked="" type="checkbox"/>	<input type="checkbox"/>		
Other (e.g. marriage/civil partnership, looked after children, cohesion/good relations, vulnerable children/adults)	<input checked="" type="checkbox"/>	<input type="checkbox"/>		

Outcome(s) of equality impact assessment:

No major change needed Adjust the policy/proposal Adverse impact but continue Stop and remove the policy/proposal

Arrangements for future monitoring of equality impact of this proposal / policy / service:

The PNA must legally be reviewed every 3 years to assess the new pharmacy provision has addressed local health needs and will discuss up new areas for improvement. In addition to this if there is a significant change to service provision in the area before the 3 year deadline then the PNA will be redone at the earliest opportunity. The Local Authorities and the CCGs will use their current communications systems with the public and specifically the protected groups to identify if there are any ongoing issues around the service provision from their areas. Local communities of interest patient reps should be encouraged to provide feedback to their local CCG on any barriers they perceive in accessing pharmacy services for local vulnerable people.

Approved by (manager signature): Dr Jean Robinson

Date sent to equality team for publishing:
26 September 2014

Appendix 7 Pharmacy Opening Hours

Provided by NHS England, As of January 2015. Opening hours for pharmacies are available on the NHS Choices website

ODS CODE	PHARMACY NAME	LAC	MONDAY		TUESDAY		WEDNESDAY		THURSDAY		FRIDAY		SATURDAY		SUNDAY		Usually closed for lunch	100 hour
			FROM	TO	FROM	TO	FROM	TO	FROM	TO	FROM	TO	FROM	TO	FROM	TO		
FGK20	Applegate Chemist	LAC4	09:00	18:00	09:00	18:00	09:00	18:00	09:00	18:00	09:00	18:00	09:00	12:00	CLOSED		NO	
FME59	ASDA Pharmacy	LAC5	08:00	22:00	08:00	22:00	08:00	22:00	08:00	22:00	08:00	22:00	08:00	21:00	10:00	16:00	YES	
FWP78	Asims Pharmacy	LAC6	09:00	18:00	09:00	18:00	09:00	18:00	09:00	18:00	09:00	18:00	09:00	13:00	CLOSED		YES	
FH884	Averroes Pharmacy	LAC1	07:30	22:00	07:30	22:00	07:30	22:00	07:30	22:00	07:30	22:00	07:30	22:00	08:00	21:00	NO	YES
FKQ39	Boots Pharmacy	LAC2	09:00	18:00	09:00	18:00	09:00	18:00	09:00	17:30	09:00	18:00	09:00	13:00	CLOSED		YES	
FEO64	Boots Pharmacy	LAC1	09:00	18:00	09:00	18:00	09:00	18:00	09:00	17:30	09:00	18:00	09:00	13:00	CLOSED		YES	
FFJ48	Boots Pharmacy	LAC4	08:45	18:00	08:45	18:00	08:45	18:00	08:45	18:00	08:45	18:00	CLOSED		CLOSED		YES	
FYD55	Boots Pharmacy	LAC4	09:00	18:30	09:00	18:30	09:00	18:30	09:00	18:00	09:00	18:30	09:00	13:00	CLOSED		YES	
FPK97	Boots Pharmacy	LAC7	09:00	18:00	09:00	18:00	09:00	18:00	09:00	17:30	09:00	18:00	09:00	13:00	CLOSED		YES	
FYJ21	Boots Pharmacy	LAC6	08:00	18:00	08:00	18:00	08:00	19:00	08:00	18:00	08:00	18:00	08:00	18:00	10:15	16:45	NO	
FLK31	Boots Pharmacy	LAC8	08:00	18:00	08:00	18:00	08:00	18:00	08:00	18:00	08:00	18:00	08:00	18:00	10:30	16:30	NO	
FC109	Boots Pharmacy	LAC8	08:00	19:00	08:00	19:00	08:00	19:00	08:00	17:30	08:00	19:00	08:30	17:30	CLOSED		YES	

ODS CODE	PHARMACY NAME	LAC	MONDAY		TUESDAY		WEDNESDAY		THURSDAY		FRIDAY		SATURDAY		SUNDAY		Usually closed for lunch	100 hour
			FROM	TO	FROM	TO	FROM	TO	FROM	TO	FROM	TO	FROM	TO	FROM	TO		
FW027	Boots Pharmacy	LAC8	09:00	00:00	09:00	00:00	09:00	00:00	09:00	00:00	09:00	00:00	09:00	00:00	10:30	16:30	NO	
FLL23	Boots Pharmacy	LAC5	08:30	17:30	08:30	17:30	08:30	17:30	08:30	17:30	08:30	17:30	09:00	17:30	11:00	15:00	NO	
FLX00	Boots Pharmacy	LAC1	08:30	19:00	08:30	19:00	08:30	19:00	08:30	19:00	08:30	19:00	08:45	17:00	08:45	17:00	NO	
FHV17	Boots Pharmacy	LAC7	09:00	17:30	09:00	17:30	09:00	17:30	09:00	17:30	09:00	17:30	CLOSED		CLOSED		NO	
FN446	Boots Pharmacy	LAC4	07:00	19:00	07:00	19:00	07:00	19:00	07:00	19:00	07:00	19:00	09:00	17:00	CLOSED		YES	
FVD01	Boots Pharmacy	LAC3	08:00	19:00	08:00	19:00	08:00	19:00	08:00	19:00	08:00	19:00	09:00	17:30	CLOSED		YES	
FFP40	Boots Pharmacy	LAC3	09:00	18:30	09:00	18:30	09:00	18:30	09:00	18:30	09:00	18:30	09:00	17:00	CLOSED		YES	
FG256	Boots Pharmacy	LAC3	09:00	16:00	09:00	16:00	09:00	16:00	09:00	16:00	09:00	16:00	CLOSED		CLOSED		YES	
FCM97	Boots Pharmacy	LAC1	09:00	18:00	09:00	18:00	09:00	18:00	09:00	13:00	09:00	18:00	CLOSED		CLOSED		NO	
FEM31	Canning Ltd	LAC8	08:45	18:30	08:45	18:30	08:45	18:30	08:45	18:30	08:45	18:30	08:45	18:00	CLOSED		NO	
FTE10	Canning Ltd	LAC4	09:00	18:45	09:00	18:45	09:00	18:45	09:00	17:00	09:00	18:45	09:00	13:00	CLOSED		NO	
FQN36	Carrington Pharmacy	LAC5	09:00	18:00	09:00	18:00	09:00	18:00	09:00	18:00	09:00	18:00	09:00	13:00	CLOSED		NO	
FFN21	Bestway Panacea Healthcare Ltd	LAC8	08:30	18:30	08:30	18:30	08:30	18:30	08:30	18:00	08:30	18:30	CLOSED		CLOSED		NO	

ODS CODE	PHARMACY NAME	LAC	MONDAY		TUESDAY		WEDNESDAY		THURSDAY		FRIDAY		SATURDAY		SUNDAY		Usually closed for lunch	100 hour
			FROM	TO	FROM	TO	FROM	TO	FROM	TO	FROM	TO	FROM	TO	FROM	TO		
FE148	Bestway Panacea Healthcare Ltd	LAC6	09:00	18:30	09:00	18:30	09:00	18:30	09:00	18:30	09:00	18:30	09:00	13:00	CLOSED		YES	
FXG89	Bestway Panacea Healthcare Ltd	LAC2	09:00	18:30	09:00	18:30	09:00	18:30	09:00	18:30	09:00	18:30	08:30	12:30	CLOSED		YES	
FE193	Bestway Panacea Healthcare Ltd	LAC2	09:00	18:30	09:00	18:30	09:00	18:30	09:00	18:30	09:00	18:30	09:00	18:30	CLOSED		NO	
FXE35	Bestway Panacea Healthcare Ltd	LAC7	09:00	18:30	09:00	18:30	09:00	18:30	09:00	18:30	09:00	18:30	CLOSED		CLOSED		YES	
FDK05	Bestway Panacea Healthcare Ltd	LAC3	07:00	23:00	07:00	23:00	07:00	23:00	07:00	23:00	07:00	23:00	08:00	22:00	10:00	16:00	NO	YES
FT108	Bestway Panacea Healthcare Ltd	LAC3	09:00	18:30	09:00	18:30	09:00	18:30	09:00	18:30	09:00	18:30	09:00	11:00	CLOSED		YES	
FHN87	Cox Pharmacy	LAC6	09:00	18:00	09:00	18:00	09:00	18:00	09:00	18:00	09:00	18:00	09:00	13:00	CLOSED		NO	
FTE05	Day Lewis Pharmacy	LAC8	09:00	18:00	09:00	18:00	09:00	18:00	09:00	18:00	09:00	18:00	CLOSED		CLOSED		NO	
FMR24	Day Night Pharmacy Ltd	LAC8	07:00	24:00:00	07:00	24:00:00	07:00	24:00:00	07:00	24:00:00	07:00	24:00:00	07:00	24:00:00	CLOSED		NO	YES
FA250	Evergreen Pharmacy	LAC1	07:00	23:00	07:00	23:00	07:00	23:00	07:00	23:00	07:00	23:00	CLOSED		CLOSED		NO	

ODS CODE	PHARMACY NAME	LAC	MONDAY		TUESDAY		WEDNESDAY		THURSDAY		FRIDAY		SATURDAY		SUNDAY		Usually closed for lunch	100 hour
			FROM	TO	FROM	TO	FROM	TO	FROM	TO	FROM	TO	FROM	TO	FROM	TO		
FFX56	Forest Pharmacy	LAC2	09:00	18:30	09:00	18:30	09:00	18:30	09:00	18:30	09:00	18:30	CLOSED		CLOSED		NO	
FF741	Glasshouse Chemist	LAC6	09:00	18:00	09:00	18:00	09:00	18:00	09:00	18:00	09:00	18:00	09:00	12:00	CLOSED		YES	
FW548	Trust Pharmacy	LAC4	09:00	24:00:00	09:00	24:00:00	09:00	24:00:00	09:00	24:00:00	09:00	24:00:00	10:00	24:00:00	10:00	24:00:00	NO	YES
FQ176	Hussains Late Night Pharmacy	LAC6	08:00	18:30	08:00	18:30	08:00	18:30	08:00	12:00	08:00	16:40	CLOSED		CLOSED		YES	
FKW86	Hyson Green Pharmacy	LAC4	08:00	23:00	08:00	23:00	08:00	23:00	08:00	23:00	08:00	23:00	09:00	23:00	10:00	21:00	NO	YES
FFL99	Jayplex	LAC5	09:00	18:30	09:00	18:30	09:00	18:30	09:00	18:30	09:00	18:30	09:00	16:00	CLOSED		YES	
FT754	Jaysons Pharmacy	LAC7	09:00	18:30	09:00	18:30	09:00	18:30	09:00	18:30	09:00	18:30	CLOSED		CLOSED		YES	
FE463	Knights Chemist	LAC1	09:00	19:00	09:00	19:00	09:00	19:00	09:00	19:00	09:00	19:00	09:00	17:00	CLOSED		NO	
FWL65	Lloyds Pharmacy	LAC6	09:00	18:00	09:00	18:00	09:00	18:00	09:00	18:00	09:00	18:00	09:00	13:00	CLOSED		YES	
FAE17	Lloyds Pharmacy	LAC5	09:00	22:00	09:00	22:00	09:00	22:00	09:00	22:00	09:00	22:00	09:00	17:30	CLOSED		YES	
FJH38	Lloyds Pharmacy	LAC4	09:00	18:00	09:00	18:00	09:00	18:00	09:00	13:00	09:00	18:00	CLOSED		CLOSED		NO	
FVN99	Lloyds Pharmacy	LAC7	08:30	20:15	08:30	20:15	08:30	20:15	08:30	18:15	08:30	20:15	09:00	13:00	CLOSED		NO	
FAH90	Lloyds Pharmacy	LAC3	09:00	18:00	09:00	18:00	09:00	18:00	09:00	13:00	09:00	18:00	09:00	12:00	CLOSED		NO	
FM052	Manor Pharmacy	LAC8	09:00	18:00	09:00	18:00	09:00	18:00	09:00	18:00	09:00	18:00	11:00	12:00	CLOSED		YES	

ODS CODE	PHARMACY NAME	LAC	MONDAY		TUESDAY		WEDNESDAY		THURSDAY		FRIDAY		SATURDAY		SUNDAY		Usually closed for lunch	100 hour
			FROM	TO	FROM	TO	FROM	TO	FROM	TO	FROM	TO	FROM	TO	FROM	TO		
FXH72	Medina Chemist	LAC4	09:00	21:00	09:00	21:00	09:00	21:00	09:00	21:00	09:00	21:00	09:00	19:00	10:00	19:00	NO	
FLX20	Midnight Pharmacy	LAC4	09:00	00:00	09:00	00:00	09:00	00:00	09:00	00:00	09:00	00:00	09:00	00:00	12:00	00:00	NO	YES
FF698	Mistrys Chemist	LAC1	09:00	18:00	09:00	18:00	09:00	18:00	09:00	18:00	09:00	18:00	CLOSED		CLOSED		YES	
FPN68	Mistry's Pharmacy	LAC1	09:00	18:00	09:00	18:00	09:00	18:00	09:00	18:00	09:00	18:00	CLOSED		CLOSED		YES	
FQ318	MPharm (UK) Ltd	LAC7	09:00	17:00	09:00	17:00	09:00	17:00	09:00	17:00	09:00	17:00	CLOSED		CLOSED		NO	
FJM65	Omega Chemist	LAC3	08:45	18:30	08:45	18:30	08:45	18:30	08:45	17:15	08:45	18:30	CLOSED		CLOSED		YES	
FVT05	Parmars	LAC6	09:00	18:30	09:00	18:30	09:00	18:30	09:00	18:30	09:00	18:30	CLOSED		CLOSED		YES	
FV607	Phakeys Pharmacy	LAC6	09:00	18:30	09:00	18:30	09:00	18:30	09:00	18:30	09:00	18:15	09:00	13:00	CLOSED		NO	
FFA16	Queens Pharmacy	LAC3	07:00	23:00	07:00	23:00	07:00	23:00	07:00	23:00	07:00	23:00	09:00	23:00	10:00	16:00	NO	YES
FMD46	Radford Road Pharmacy	LAC5	09:00	18:00	09:00	18:00	09:00	18:00	09:00	18:00	09:00	18:00	CLOSED		CLOSED		NO	
FJ229	Sainsburys Pharmacy	LAC8	07:00	23:00	07:00	23:00	07:00	23:00	07:00	23:00	07:00	23:00	07:00	22:00	11:00	17:00	NO	YES
FJD56	Shallys Chemist	LAC5	09:00	18:30	09:00	18:30	09:00	18:30	09:00	18:30	09:00	18:30	CLOSED		CLOSED		YES	
FAT91	Sherwood Late Night Pharmacy	LAC5	07:30	23:00	07:30	23:00	07:30	23:00	07:30	23:00	07:30	23:00	07:30	23:00	10:00	17:00	NO	YES
FRF42	Silverdale Pharmacy	LAC8	09:00	18:00	09:00	18:00	09:00	18:00	09:00	18:00	09:00	18:00	CLOSED		CLOSED		YES	

ODS CODE	PHARMACY NAME	LAC	MONDAY		TUESDAY		WEDNESDAY		THURSDAY		FRIDAY		SATURDAY		SUNDAY		Usually closed for lunch	100 hour
			FROM	TO	FROM	TO	FROM	TO	FROM	TO	FROM	TO	FROM	TO	FROM	TO		
FRF92	Tesco Stores Ltd	LAC1	08:00	22:30	06:30	22:30	06:30	22:30	06:30	22:30	06:30	22:30	06:30	22:00	10:00	16:00	NO	YES
FKM40	Tesco Stores Ltd	LAC1	08:00	22:30	06:30	22:30	06:30	22:30	06:30	22:30	06:30	22:30	06:30	22:00	00:00	17:00	NO	YES
FGX51	Turners Pharmacy	LAC6	09:00	18:00	09:00	18:00	09:00	18:00	09:00	18:00	09:00	18:00	CLOSED		CLOSED		YES	
FJN60	Vantage Pharmacy	LAC3	09:00	18:30	09:00	18:30	09:00	18:30	09:00	18:30	09:00	18:30	09:30	12:30	CLOSED		NO	

Appendix 8 GP Practices in Nottingham City

Cluster Name	Practice Code	Practice Name	Practice Postcode	Surgery	Ward Name	LAC
City Central	C84004	ST ALBANS MEDICAL CENTRE	NG6 8AQ	Main	Bulwell	LAC1
NorComm	C84011	ELMSWOOD SURGERY	NG5 4AD	Main	Sherwood	LAC5
Robin Hood	C84018	FAMILY MEDICAL CENTRE (SOOD)	NG3 2FW	Main	St Ann's	LAC6
UniCom	C84023	CRIPPS HEALTH CENTRE	NG7 2QW	Main	Wollaton East and Lenton Abbey	LAC7
NorComm	C84034	CHURCHFIELDS MEDICAL PRACTICE	NG6 0HD	Main	Basford	LAC2
NorComm	C84039	DERBY ROAD HEALTH CENTRE	NG7 2DW	Main	Radford and Park	LAC4
Robin Hood	C84043	BULWELL HEALTH CENTRE (CAROLAN)	NG6 8QJ	Main	Bulwell	LAC1
NorComm	C84044	DEER PARK FAMILY MEDICAL CENTRE	NG8 2GR	Main	Wollaton West	LAC7
Robin Hood	C84046	CLIFTON MEDICAL PRACTICE	NG11 8EW	Main	Clifton South	LAC8
Robin Hood	C84060	RIVERGREEN MEDICAL CENTRE	NG11 8AD	Main	Clifton North	LAC8
Robin Hood	C84063	GREENWOOD & SNEINTON FMC.	NG3 7DQ	Main	Dales	LAC6
Robin Hood	C84064	PARKSIDE MEDICAL PRACTICE	NG6 8PF	Main	Bulwell	LAC1
Robin Hood	C84072	THE WELLSRING SURGERY	NG3 3PX	Main	St Ann's	LAC6
NorComm	C84078	HUCKNALL ROAD MEDICAL CENTRE	NG5 1NA	Main	Basford	LAC2
Robin Hood	C84081	JOHN RYLE MEDICAL PRACTICE	NG11 8EW	Main	Clifton South	LAC8
Robin Hood	C84085	VICTORIA HEALTH CENTRE (HEPDEN)	NG1 3LW	Main	St Ann's	LAC6
NorComm	C84091	ASPLEY MEDICAL CENTRE	NG8 5RU	Main	Leen Valley	LAC3
Robin Hood	C84092	MEADOWS HEALTH CENTRE (SHANKAR)	NG2 2JG	Main	Bridge	LAC8
City Central	C84096	RADFORD HEALTH CENTRE (N PHILLIPS)	NG7 3GW	Main	Radford and Park	LAC4
Robin Hood	C84103	FOREST PRACTICE (HOWSON)	NG7 5HY	Main	Arboretum	LAC4
Robin Hood	C84103001	THE FOREST PRACTICE	NG8 3NF	Branch	Leen Valley	LAC3
City Central	C84104	GREENFIELDS MEDICAL CENTRE (SHARMA OP)	NG7 6ER	Main	Berridge	LAC5
Robin Hood	C84105	FAIRFIELDS PRCTICE (RUDRASHETTY)	NG7 5HY	Main	Arboretum	LAC4
Robin Hood	C84109	THE PHOENIX PRACTICE	NG3 3PX	Main	St Ann's	LAC6
NorComm	C84116	MELBOURNE PARK MEDICAL CENTRE	NG8 5HL	Main	Aspley	LAC3

Cluster Name	Practice Code	Practice Name	Practice Postcode	Surgery	Ward Name	LAC
Robin Hood	C84117	RADFORD MEDICAL PRACTICE (KAUR)	NG7 3GW	Main	Radford and Park	LAC4
Robin Hood	C84117001	STUDENT HEALTH CENTRE	NG1 4FQ	Branch	St Ann's	LAC6
NorComm	C84122	WOLLATON PARK MEDICAL CENTRE	NG8 1DU	Main	Wollaton East and Lenton Abbey	LAC7
NorComm	C84129	RISE PARK SURGERY	NG5 5EB	Main	Bulwell Forest	LAC1
NorComm	C84135	QUEENS BOWER SURGERY	NG5 5RB	Main	Bestwood	LAC2
Robin Hood	C84136	ST.LUKE'S SURGERY (KINGDON)	NG7 3GW	Main	Radford and Park	LAC4
City Central	C84138	SPRINGFIELD MEDICAL CENTRE	NG6 8ED	Main	Bulwell	LAC1
City Central	C84141	ST.ANN'S HEALTH CENTRE (IBRAHIM)	NG3 3PX	Main	St Ann's	LAC6
Robin Hood	C84144	MEADOWS HEALTH CENTRE (LARNER)	NG2 2JG	Main	Bridge	LAC8
City Central	C84145	ST.MARYS MEDICAL CENTRE	NG5 9AJ	Main	Bulwell Forest	LAC1
City Central	C84151	THE MEDICAL CENTRE (BALENDRAN)	NG7 7DS	Main	Berridge	LAC5
Robin Hood	C84602	MAPPERLEY PARK MEDICAL CENTRE	NG3 5AQ	Main	Mapperley	LAC6
NorComm	C84619	TUDOR HOUSE MEDICAL PRACTICE	NG5 3HU	Main	Sherwood	LAC5
Robin Hood	C84628	SHERWOOD RISE SURGERY	NG7 7AD	Main	Berridge	LAC5
City Central	C84632	HARTLEY ROAD MEDICAL CENTRE	NG7 3AQ	Main	Radford and Park	LAC4
Robin Hood	C84633	LENTON MEDICAL CENTRE	NG7 1PR	Main	Radford and Park	LAC4
Robin Hood	C84635	WOLLATON VALE HC (GHAHARIAN)	NG8 2GR	Main	Wollaton West	LAC7
City Central	C84636	NIRMALA MEDICAL CENTRE	NG5 5NN	Main	Bestwood	LAC2
City Central	C84647	BILBOROUGH SURGERY	NG8 4FD	Main	Bilborough	LAC3
City Central	C84650	BOULEVARD MEDICAL CENTRE	NG8 5GS	Main	Leen Valley	LAC3
NorComm	C84664	WELBECK SURGERY	NG5 2JJ	Main	Sherwood	LAC5
Robin Hood	C84672	THE DALE SURGERY	NG2 4LG	Main	Dales	LAC6
Robin Hood	C84674	WILFORD GROVE SURGERY	NG2 2DR	Main	Bridge	LAC8
City Central	C84676	GREENFIELDS MEDICAL CENTRE (YVS RAO)	NG7 6ER	Main	Berridge	LAC5
Norcomm	C84680	RHR MEDICAL CENTRE	NG8 6QN	Main	Bilborough	LAC3
NorComm	C84682	SHERRINGTON PARK MEDICAL PRACTICE	NG5 2EJ	Main	Mapperley	LAC6
Robin Hood	C84683	THE WINDMILL PRACTICE	NG2 4PJ	Main	Dales	LAC6

Cluster Name	Practice Code	Practice Name	Practice Postcode	Surgery	Ward Name	LAC
NorComm	C84688	BILBOROUGH MEDICAL CENTRE	NG8 4PN	Main	Bilborough	LAC3
Robin Hood	C84691	HIGHGREEN PRACTICE (KHAN)	NG7 5HY	Main	Arboretum	LAC4
Robin Hood	C84693	BAKERSFIELD MEDICAL CENTRE	NG3 7EJ	Main	Dales	LAC6
Robin Hood	C84694	LIME TREE SURGERY	NG8 6AB	Main	Aspley	LAC3
NorComm	C84695	THE ALICE MEDICAL CENTRE	NG5 5HW	Main	Bestwood	LAC2
NorComm	C84695001	BESTWOOD PARK HEALTH CENTRE	NG5 5NN	Branch	Bestwood	LAC2
NorComm	C84698	STRELLEY HEALTH CENTRE (COCKRILL)	NG8 6LN	Main	Bilborough	LAC3
NorComm	C84704	BEECHDALE SURGERY	NG8 3LF	Main	Leen Valley	LAC3
Robin Hood	C84706	NDU SURGERY ST.ANN'S HEALTH CENTRE	NG3 3PX	Main	St Ann's	LAC6
Robin Hood	C84714	SUNRISE MEDICAL PRACTICE (GHATTAORA)	NG7 3GW	Main	Radford and Park	LAC4
Robin Hood	C84714001	SUNRISE MEDICAL PRACTICE	NG11 8NS	Branch	Clifton North	LAC8
City Central	C84717	RIVERLYN MEDICAL CENTRE	NG6 9AA	Main	Bulwell	LAC1
Unicom	Y02846	NHS NOTTINGHAM 8-8 HEALTH CENTRE	NG1 6LD	Main	Bridge	LAC8
Unicom	Y02847	NEMS PLATFORM ONE PRACTICE	NG2 3AJ	Main	Bridge	LAC8
NorComm	Y03124	GRANGE FARM MEDICAL CENTRE	NG8 4HQ	Main	Bilborough	LAC3

Appendix 9 List of Sexual Health Clinics

Code	Address1	Address2	Address3	Address4	Address6	Address7	Ward	LAC
RX107	BULWELL HEALTH CENTRE	MAIN STREET	BULWELL	NOTTINGHAM	NG6 8QJ	Nottingham	Bulwell	LAC1
RX116	MARY POTTER HEALTH CENTRE	GREGORY BOULEVARD		NOTTINGHAM	NG7 5HY	Nottingham	Arboretum	LAC4
RX120	RADFORD HEALTH CENTRE	ILKESTON ROAD	RADFORD	NOTTINGHAM	NG7 3GW	Nottingham	Radford and Park	LAC4
RX128	STRELLEY HEALTH CENTRE	116 STRELLEY ROAD		NOTTINGHAM	NG8 6LN	Nottingham	Bilborough	LAC3
RX136	BASE 51	51 GLASSHOUSE STREET		NOTTINGHAM	NG1 3LP	Nottingham	St Ann's	LAC6
RX139	VICTORIA HEALTH CENTRE	GLASSHOUSE STREET		NOTTINGHAM	NG1 3LW	Nottingham	St Ann's	LAC6
RX140	CLIFTON CORNERSTONE	SOUTHCHURCH DRIVE		NOTTINGHAM	NG11 8EW	Nottingham	Clifton South	LAC8
RX143	NCN BASFORD HALL	STOCKHILL LANE		NOTTINGHAM	NG6 0NB	Nottingham	Basford	LAC2
RX144	NCN CLARENDON	PELHAM AVENUE		NOTTINGHAM	NG5 1AL	Nottingham	Berridge	LAC5
RX145	NCN HIGH PAVEMENT	CHAUCER STREET		NOTTINGHAM	NG1 5LP	Nottingham	Arboretum	LAC4
RX146	SOUTH NOTTS COLLEGE	MAID MARIAN WAY		NOTTINGHAM	NG1 6AB	Nottingham	Radford and Park	LAC4
RX147	NOTTINGHAM ACADEMY	GREENWOOD ROAD		NOTTINGHAM	NG3 7EB	Nottingham	Dales	LAC6
RX148	BILBOROUGH COLLEGE	COLLEGE WAY		NOTTINGHAM	NG8 4DQ	Nottingham	Bilborough	LAC3
RX149	YOUTH OFFENDING TEAM	ISABELLA STREET		NOTTINGHAM	NG1 6AT	Nottingham	Radford and Park	LAC4
RX153	BATH STREET LEARNING CENTRE	BATH STREET		NOTTINGHAM	NG1 1DA	Nottingham	St Ann's	LAC6
RX154	THE GREENWAYS COMMUNITY CENTRE	TRENT LANE		NOTTINGHAM	NG2 4DF	Nottingham	Dales	LAC6
RX155	YMCA	4 SHAKESPEARE STREET		NOTTINGHAM	NG1 4FG	Nottingham	St Ann's	LAC6
RX1CC	NOTTINGHAM UNIVERSITY HOSPITALS NHS TRUST - CITY CAMPUS (GUM)	NOTTINGHAM CITY HOSPITAL	HUCKNALL ROAD	NOTTINGHAM	NG5 1PB	Nottingham	Sherwood	LAC5

Appendix 10 List of Smoking Cessation Services

Upto date information is available on the New Leaf website

<http://www.nottinghamcitycare.nhs.uk/find-a-service/searchable-list-of-services/new-leaf-stop-smoking-service/>

Area	Day	Clinic Details	Venue	LAC
Aspley	Tuesday	2.00 - 6:00	Aspley Medical centre 509 Aspley Lane, Aspley, NG8 5RU	LAC 3
Bakersfield	Monday	3:00 - 6:00	Bakersfield Medical centre 141 Oakdale Rd, Bakersfield, NG3 7EJ	LAC 6
Basford	Monday	2.00 - 4.30	Old Basford Health centre 1 Bailey Street, Old Basford, NG6 0HD	LAC 2
Basford	Various	Various - DROP IN	Radford Road Pharmacy 544 Radford Road, NG7 7EA	LAC 2
BeeChdale	Monday	3:30 - 7:00	Beechdale Swimming centre Beechdale Road, Bilborough, NG8 3LL	LAC 3
BeeChdale	Thursday	4:30 - 7:30	Beechdale Swimming centre Beechdale Road, Bilborough, NG8 3LL	LAC 3
Bestwood	Various	Various - Phone for availability	Burrows & close Pharmacy 234 Beckhampton Road, Bestwood Park, Nottingham, NG5 5PA	LAC 2
Bestwood	Various	Drop-in (pharmacy open 8.30am-6.30pm Mon-Fri, not weekends)	Forest Pharmacy 131 Arnold Road, Bestwood, NG5 5HR	LAC 2

Area	Day	Clinic Details	Venue	LAC
Bestwood	Wednesday	1:30 - 3:30	Southglade Access centre Southglade Park, Southglade Rd, Bestwood NG5 5GU	LAC 2
Bilborough	Thursday	9:30 - 12:00	Grange Farm Medical centre 17a Tremayne Road, Bilborough, Nottingham, NG8 4HQ	LAC 3
Bilborough	Thursday	9:00 - 2:00	Bilborough Medical centre Bracebridge Drive, Bilborough, NG8 4PN	LAC 3
Broxtowe / Strelley	Wednesday	9:30 - 11:30	Broxtowe childrens centre (Formerly Sure Start corner House) 18 Strelley Road, Broxtowe, NG8 3AP	LAC 3
Bulwell	Monday	1.30 - 5.00	Bulwell Riverside centre Main Street, Bulwell, NG6 8QH	LAC 1
Bulwell	Wednesday	9.30 - 5.00	Bulwell Riverside centre Main Street, Bulwell, NG6 8QH	LAC 1
Bulwell	Various	Various Drop in/C liniC . Best times for drop in 2.00-3.00	Burrows and close 1 Main Street, Bulwell, NG6 8QH	LAC 1
Bulwell	Various	Various - Phone for availability	Evergreen Pharmacy 232 Highbury Road Bulwell, NG6 9FE	LAC 1

Area	Day	Clinic Details	Venue	LAC
Bulwell	Monday	9.00am - 12.30	St Albans Medical centre Hucknall Lane, Bulwell, NG6 8AQ	LAC 1
Carrington	Various	Various - Phone for availability	carrington Pharmacy 343 - 345 Mansfield Road, carrington, NG5 2DA	LAC 5
Castle Marina	Various	Various and alternate Sat Drop in or phone for appointment	Sainsburys castle Marina, castle Bridge Road, NG7 1GX	LAC 8
Cinderhill	Wednesday	3:00 - 5:00	Limetree Surgery 1 Limetree Avenue, cinderhill, NG8 6AB	LAC 1
City Centre	Wednesday	9:15 - 4:30 (Upstairs)	Boots citycare Victoria centre, 11-19 Parliament St NG1 3QS	LAC 8
City Centre	Saturday	9:30 - 12:00 (Upstairs)	Boots citycare Victoria centre 11-19 Parliament St NG1 3QS	LAC 8
City Centre	Various	Mon - Fri 9:00 - 6:00 Sat 9:00 - 5:30	Boots the chemist 56-57 Long Row, Nottingham, NG1 6JB	LAC 8
City Centre	Various	Phone for availability	Boots the chemist 2 Broadmarsh centre NG1 7LB	LAC 8
City Centre	Wednesday	3:00 - 7:00	NEMS 79a Parliament Street, NG1 6LD	LAC 8
Clifton	Tuesday	2:00 - 6:00 DROP IN	clifton cornerstone Southchurch Drive, clifton, NG11 8EW	LAC 8

Area	Day	Clinic Details	Venue	LAC
Clifton	Friday	9:15 - 11:30	clifton cornerstone Southchurch Drive, clifton, NG11 8EW	LAC 8
Clifton	Various	Various 9:00 - 6:00	Day Lewis Pharmacy 372 Southchurch Drive, clifton, NG11 9FE	LAC 8
Clifton	Various	Various phone for availability	co-Op Pharmacy 176 Southchurch Drive, clifton, Nottingham, NG11 8AA	LAC 8
Heathfield	Tuesday	3.00 - 6.00	Hucknall Road Medical centre Off Kibworth close, Heathfield, NG5 1NA	LAC 2
Hyson Green	Various	Various 8 - 10	Hyson Green Pharmacy 50 Gregory Boulevard, Hyson Green, NG7 5JD	LAC 4
Hyson Green	Tuesday	2.00 - 5.00 Room 3	Mary Potter Health centre Gregory Boulevard, Hyson Green NG7 5HY	LAC 4
Hyson Green	Thursday	5.30 - 6.30 DROP IN POLISH INTERPRETER AVAILABLE	Mary Potter Health centre Gregory Boulevard, Hyson Green NG7 5HY	LAC 4
Hyson Green	Friday	9.00 - 3.00 Room 12	Mary Potter Health centre Gregory Boulevard, Hyson Green NG7 5HY	LAC 4

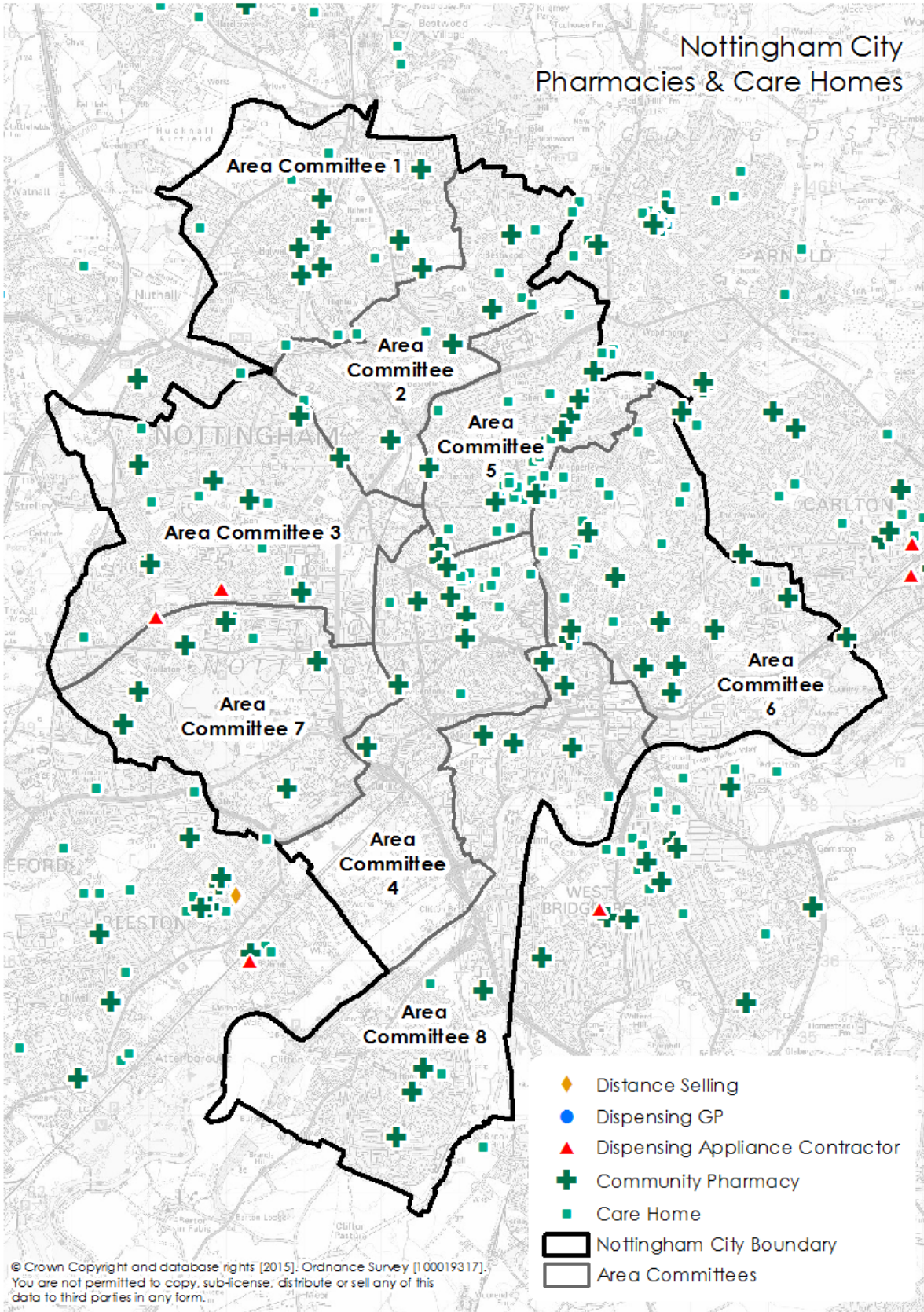
Area	Day	Clinic Details	Venue	LAC
Hyson Green	Various	Phone for availability	Medina chemist 85 - 89 Radford Road, Hyson Green, Nottingham, NG7 5DR	LAC 4
Lenton	Various	Mon - Fri Phone for availability	Burrows & close 334 Derby Road, Lenton, Nottingham, NG7 2DW	LAC 4
Lenton	Thursday	10:30 - 12:30	cripps Health centre University Park, Nottingham, NG7 2QW	LAC 7
Lenton	Wednesday	3:00 - 5:00	Derby Road Health centre 336 Derby Road, Lenton, NG7 2DW	LAC 4
Lenton	Various	Monday 9:00 - 8:00 Tuesday 9:00 - 6:00	Trust Pharmacy Out-patients, B Floor, QMc, Derby Road, Lenton, Nottingham, NG7 2UH	LAC 4
Meadows	Various	Wednesday & Friday pm	Manor Pharmacy 9 Bridgeway centre, Meadows, NG2 2JD	LAC 8
Meadows	Tuesday	9.00 - 12.00	Meadows Health centre 1 Bridgeway centre, Meadows, NG2 2JG	LAC 8
Meadows	Wednesday	3:00 - 7:00	NHS Walk in centre Seaton House, London Road, NG2 4LA	LAC 8
Meadows	Thursday	4:00 - 7:00	NHS Walk in centre Seaton House, London Road, NG2 4LA	LAC 8

Area	Day	Clinic Details	Venue	LAC
Radford	Various	Various - phone for availability	Midnight Pharmacy 194 Alfreton Road, NG7 3PE	LAC 4
Radford	Thursday	9:00 - 12:00	Radford Health centre Ilkeston Rd, Radford, NG7 3GW	LAC 4
Rise Park	Tuesday	3:30 - 7.00	Rise Park Surgery church close, Rise Park, NG5 5EB	LAC 1
Sherwood	Wednesday	9:15 - 12:00	Sherwood Health centre Elmswood Gardens NG5 4AD	LAC 5
Sherwood	Friday	1.00 - 5.00	Sherwood Health centre Elmswood Gardens NG5 4AD	LAC 5
Sherwood	Wednesday	4:00 to 6:00	Welbeck Surgery 481-491 Mansfield Road, Sherwood, NG5 2JJ	LAC 5
Sherwood Rise	Various	Various	Shallys chemist 37 Beech Avenue, Sherwood Rise, NG7 7LJ	LAC 5
Sneinton		Various-phone for availability	Asim's Pharmacy 14-16 colwick Rd , NG2 4BU	LAC 6
Sneinton	Monday	2:00 - 6:00	Family Medical centre 171 carlton Road, NG3 2FW	LAC 6
Sneinton	Tuesday	9.00-12.00	Greenwood and Sneinton Medical centre 249 Sneinton Dale, NG3 7DQ	LAC 6
Sneinton	Various	Various - Phone for availability	Lloyds Pharmacy 113 Sneinton Road, NG2 4QL	LAC 6

Area	Day	Clinic Details	Venue	LAC
Sneinton	Various	Mon/ Fri 9.00-4.00 Sat 9.00-1.00 Phone for availability. By appointment for first visit, some drop ins thereafter	Phakeys Pharmacy 149 carlton Road, NG3 2FN	LAC 6
Sneinton	Friday	9:00 - 12:00	Sneinton Health centre Beaumont St, Sneinton, NG2 4PJ	LAC 6
St Anns	Various	Various - Drop-in	D Parmar Ltd 298 Woodborough Road, NG3 4JP	LAC 6
St Anns	Friday	1.30 -3.30 DROP IN	St Anns Valley centre 2 Livingstone Road, off Wells Road, St Anns, NG3 3GG	LAC 6
Top Valley	Various	Various - Phone for availability	Mistry's Pharmacy Ltd Units 3 - 4 Tesco Precinct, Top Valley Way, NG5 9DD	LAC 1
Wollaton	Various	Various - Drop-in	Burrows & close 146 Bramcote Lane, Wollaton, NG8 2QP	LAC 7
Wollaton	Various	Various - Phone for availability	Jaysons Pharmacy 97 Arleston Drive, Wollaton, NG8 2GB	LAC 7

Appendix 11

Map of Care homes and Pharmacies in Nottingham City





Nottingham

City Council

Nottingham City Pharmaceutical Needs Assessment 2015

Publication Date: April 2015

Review Date: April 2018

Nottingham City Pharmaceutical Needs Assessment

Contents

EXECUTIVE SUMMARY	4
2. Introduction	5
2.1 Wider context	6
2.2 PNA development in Nottingham City Council	6
3. Overview of current pharmaceutical services provision in Nottingham City	7
3.4 Dispensing Appliance Contractors	11
3.5 Out of area pharmaceutical provision	12
3.6 Mail Order / Distance Selling pharmacies.....	12
3.7 The effectiveness of pharmacy services	12
3.8 Determination of localities for PNA	13
3.9 Current provision of community pharmacy services by locality.....	14
4. Nottingham City Demographic Profile	18
4.1 Social and Environmental Context.....	20
4.2 Health and Wellbeing.....	20
4.3 Access to health care services by public transport.....	21
4.4 Projections over 3 - 5 and 5 - 10 years.....	22
4.5 Housing Plans 2014-2019.....	23
4.6 Overview of findings from the public survey on needs	23
5. Analysis of pharmaceutical services provision by Local Area Committee	25
5.1 Health Profile of Local Area Committee 1 (Bulwell and Bulwell Forest)	26
5.2 Health Profile of Local Area Committee 2 (Basford and Bestwood).....	30
5.3 Health Profile of Local Area Committee 3 (Aspley, Bilborough and Leen Valley)	34
5.4 Health Profile of Local Area Committee 4 (Arboretum, Radford & Park and Dunkirk & Lenton) ..	38
5.5 Health Profile of Local Area Committee 5 (Berridge and Sherwood wards)	42
5.6. Health Profile of Local Area Committee 6 (Dales, Mapperley and St Ann's).....	46
5.7 Health Profile of Local Area Committee 7 (Wollaton East & Lenton Abbey and Wollaton West) .	50
5.8 Health Profile of Local Area Committee 8 (Bridge, Clifton North and Clifton South).....	54
6. Summary	58
7. List of Appendices	59

Nottingham City Pharmaceutical Needs Assessment

1. PNA Process Papers
 - a) HWB/CEG Project Update
 - b) Steering Group Terms of Reference
2. Work Plan / Communication Plan
3. List of pharmacies and services provided
4. Public Needs Survey
 - a) Public Needs Survey questionnaire
 - b) Results of Public Needs Survey – City
5. Formal Consultation
 - a) Formal Consultation questionnaire
 - b) Consultation responses
6. Equity Impact Assessment
7. Pharmacy opening hours
8. List of GP practices
9. List of Sexual Health Clinics
10. List of Smoking Cessation Services
11. Map of care homes and pharmacies

Nottingham City Pharmacy Needs Assessment 2015

EXECUTIVE SUMMARY

The local Pharmaceutical Needs Assessment (PNA) is a document that outlines services and ensures both that pharmaceutical services across Nottingham City meet the needs of the population and that they are in the correct locations to support the residents of Nottingham.

The PNA became the responsibility of the council following the Health and Social Care Act in 2012 and replaces the previous PNA published by Nottingham City Primary Care Trust in 2010. Commissioners will use the PNA for commissioning of new services within community pharmacies and NHS England will use the PNA as the basis for informing decisions when applications for new pharmacies are received.

This report includes an overview of the pharmacy regulations with regard to pharmacy needs assessment in addition to a review of the range of pharmaceutical services that are currently provided or may be commissioned in the future. The geographical area of the city has been divided into Local Area Committee areas (LACs) for the purpose of reviewing health needs and service provision at local level.

Pharmaceutical services are provided by Community Pharmacies, Dispensing GP Practices and Dispensing Appliance Contractors. The Nottingham City has 67 Community Pharmacies one of which is a Distance Selling Pharmacy and 2 Dispensing Appliance Contractors (DACs). There are no Dispensing GP practices.

In addition to their traditional role of providing prescription medicines, community pharmacies are important providers of further health services to their communities such as medicines reviews and smoking cessation.

A comprehensive range of sources has been used to describe the health and social conditions of the LAC populations. This document provides details of:

- Population demographics: age, deprivation and health needs
- Public survey of pharmacy needs
- Number and location of community pharmacies and DACs and the services commissioned
- Analysis of any gaps in necessary services
- Analysis of any gaps in enhanced services or access to services
- Impact of population changes and house building
- A description of any NHS service (or similar) which may affect pharmaceutical need
- Formal consultation on final draft PNA

Statement

The current balance of community pharmacies and Dispensing Appliance Contractors provide a comprehensive range of services to their local populations. Analysis of health needs and a public consultation did not provide any evidence of a lack of provision of pharmaceutical services in existing pharmacies. Housing projections in the short to medium term (3-5 years) are not expected increase the local population beyond current capacity.

The PNA will be reviewed in 2018 unless there are significant changes to local need or provision.

2. Introduction

Background to Pharmaceutical Needs Assessment

The Health and Social Care Act 2012 established Health and Wellbeing Boards (HWB) with defined statutory duties in every upper tier or unitary authority. The Board includes leaders from the local health and local government system who work together to improve the health and wellbeing of their local population and reduce health inequalities. Nottingham City Council has its own Health and Wellbeing Board and one of their responsibilities, transferred from PCTs, is the development and updating of Pharmaceutical Needs Assessments (PNAs). This PNA replaces the NHS Nottingham City PNA published in 2010. The PNA is used to inform the planning of services that can be delivered by community pharmacies to meet the health needs of the population and is used by NHS England to identify the pharmaceutical needs of the local population and to support the decision making process for pharmacy applications.

Legislative Background

The development of the PNA is covered by regulations issued by the Department of Health¹. These regulations set out the legislative basis for developing and updating PNAs.

Each Health and Wellbeing Board must in accordance with regulations

- Assess the need for pharmaceutical services in its area
- Publish a statement of its first assessment and of any revised assessment.

Under the 2013 regulations, a person who wishes to provide NHS pharmaceutical services must generally apply to NHS England to be included on a relevant list by proving they are able to meet a pharmaceutical need as set out in the relevant PNA. There are exceptions to this, such as applications for needs not foreseen in the PNA or to provide pharmaceutical services on a distance-selling (internet or mail order only) basis.

The regulations contain the following requirements for PNAs;

- It outlines the information that must be provided
- The extent to which the PNA must take account of likely future needs
- The date by which a HWB must publish their first PNA

¹Pharmaceutical Services and Local Pharmaceutical Services Regulations 2013

Nottingham City Pharmaceutical Needs Assessment

- The circumstances in which a HWB must make a new PNA.

In particular, the regulations determine

- The pharmaceutical services to which a PNA must relate
- Which specific persons must be consulted about specific matters when making an assessment
- The manner in which an assessment is made
- Which matters a HWB must have regard to when making an assessment

2.1 Wider context

The Health and Social Care Act 2012 also amended the Local Government and Public Involvement in Health Act 2007 to introduce duties and powers for Health and Wellbeing Boards (HWBs) in relation to Joint Strategic Needs Assessments (JSNAs). The aim of the JSNA is to describe the health and wellbeing of the local community and to support the reduction of inequalities. They are not an end in themselves, but a continuous process of strategic assessment of the health and wellbeing needs of the local population. They will be used to determine what actions local authorities, the NHS and other partners need to take to meet needs and to improve health outcomes and address health inequalities.

The preparation and consultation on the PNA should take account of the JSNA, the Health and Wellbeing Strategy and other relevant strategies, such as children and young people's and families' plan, the local housing plan and the crime and disorder strategy in order to prevent duplication of work and multiple consultations with health groups, patients and the public. The development of PNAs is a separate duty to that of developing JSNAs, as PNAs will inform commissioning decisions by local authorities (public health services from community pharmacies) and by NHS England and clinical commissioning groups (CCGs).

2.2 PNA development in Nottingham City Council

The Director of Public Health is the HWB member accountable for the development of the Nottingham City Pharmacy Needs Assessment. Nottingham City and Nottinghamshire County public health teams worked closely on the development of their 2 respective PNAs to ensure consistency of approach and to make effective use of scarce resources (Appendix 1a).

A working group was established to produce the document under the guidance of the steering group. The steering group was chaired by the Associate Director of Public Health (Nottinghamshire County) and had further representation from Nottinghamshire Local Pharmaceutical Committee, NHS England (Derbyshire & Nottinghamshire Area Team), NHS England (South Yorkshire and Bassetlaw Area Team), Nottingham City and Nottinghamshire Clinical Commissioning Groups Medicines Management teams, Public Health, Communications and legal representation. Steering group terms of reference were agreed (Appendix 1b).

Nottingham City Pharmaceutical Needs Assessment

The steering group met at least every 2 months. They directed the work programme (Appendix 2) and agreed the activities of the group. Activities included collation of health and pharmacy data, compilation of up to date pharmacy lists and services provided (Appendix 3), a public survey on current service provision (Appendix 4) to understand public perception of pharmaceutical provision / services and the formal consultation on the draft PNA (Appendix 5).

The regulations stipulate that the HWB must consult formally for a minimum period of 60 days on a draft of their PNA at least once during its development and lists the persons and organisations that must be consulted.

In accordance with the Regulations, the HWB, as a minimum, must publish a statement of its revised assessment within 3 years of the publication of this document in April 2015. In addition, the HWB will make a new assessment of pharmaceutical need as soon as is reasonably practicable sooner than this, should it identify any changes to the availability of pharmaceutical services that have occurred since the publication of this PNA. This will be undertaken only where, in the Local Authority's view, the changes are so substantial that the publication of a new assessment is a proportionate response.

In accordance with the Regulations, a supplementary statement explaining any significant changes to the availability of pharmaceutical services since the publication of this PNA will be issued where the change does not warrant a complete review of the PNA.

All supplementary statements will be published with the PNA on The Nottingham City Council website at <http://www.nottinghaminsight.org.uk/insight/partnerships/public-health/PNA-profiles.aspx>.

An Equality Impact Assessment was carried out in order to determine whether all relevant population groups had been considered in the health needs assessment (Appendix 6).

The Health and Wellbeing Board is responsible for final approval of the PNA at the Board meeting in February 2015.

3. Overview of current pharmaceutical services provision in Nottingham City

Pharmaceutical services provided by community pharmacies, dispensing GPs and appliance contractors are defined by the regulations. There are 3 tiers of community pharmacy services; Essential Services, Advanced Services and Enhanced Services.

3.1 Essential services

Under the community pharmacy contractual framework essential services are defined as those services or core activities that must be provided by all community pharmacy contractors. These are nationally agreed services and are not open to local negotiation. These include:

- Dispensing of medicines and appliances
- Repeat dispensing
- Disposal of waste / unwanted medication

Nottingham City Pharmaceutical Needs Assessment

- Promotion of healthy lifestyles (Public Health)
- Signposting of patients
- Support for self-care
- Clinical governance

All of the 67 of the community pharmacies in Nottingham City provide these services in accordance with the requirements of the national community pharmacy contractual framework (and requirements of distance selling regulations in the case of the distance selling pharmacies).

Dispensing appliance contractors provide dispensing, repeat dispensing and meet contractual clinical governance requirements in relation to appliances only.

3.2 Advanced services

Advanced services are nationally specified. Community Pharmacies can choose whether or not to undertake advanced services. Advanced services require the premises to be accredited by NHS England. There are currently 4 advanced services; Medicines Use Review, New Medicines Service, Appliance Use Reviews and Stoma Appliance Customisation. Medicines Use Reviews and New Medicines Service are provided by community pharmacies; Appliance Use Reviews and Stoma Appliance Customisation by Dispensing Appliance Contractors.

The Medicines Use Review (MUR)

The Medicines Use Review (MUR) and Prescription Intervention Service consists of accredited pharmacists undertaking structured adherence-centred reviews with patients on multiple medicines, particularly those receiving medicines for long term conditions. National target groups have been agreed in order to guide the selection of patients to whom the service will be offered. The MUR process attempts to establish a picture of the patient's use of their medicines – both prescribed and non-prescribed. The review helps patients understand their therapy and identify any problems they are experiencing along with possible solutions. An MUR Feedback Form will be provided to the patient's GP where there is an issue for them to consider

The New Medicines Service

The new medicines service provides support to people who are newly prescribed a medicine to manage a long-term condition, which will generally help them to appropriately improve their medication adherence. The service helps patients and carers manage newly prescribed medicines for a Long Term Condition (LTC) and make shared decisions about their Long Term Condition. It recognises the important and expanding role of pharmacists in optimising the use of medicines and increases patient adherence to treatment and consequently reduce medicines wastage. The service links the use of newly-prescribed medicines to lifestyle changes or other non-drug interventions to promote health and wellbeing in people with LTCs. It also promotes and supports self-management of LTCs, and increases access to advice to improve medicines adherence and knowledge of potential side-effects.

Advanced Services offered by Dispensing Appliance Contractors (DAC)

Appliance contractors (and pharmacies providing an appliance dispensing service) may also offer to provide the following advanced services:

- Stoma Appliance Customisation aims to ensure proper use and comfortable fitting of the stoma appliance and to improve the duration of usage, thereby reducing waste.

Nottingham City Pharmaceutical Needs Assessment

- Appliance Use Reviews aim to improve the patient's knowledge and use of any specified pharmaceutical appliance in their own home.

3.3 Enhanced services

Enhanced services are locally commissioned services commissioned by NHS England, Clinical Commissioning Groups (CCGs) and Local Authorities. These services are optional.

Emergency supply of prescribed medicines

The Emergency Supply Service allows patients to access an urgent supply of their regular medication where they are unable to obtain a prescription before they need to take their next dose. The service may be needed because the patient has run out of medicines, or because they have lost or damaged their medicines, or because they have left home without them. The aim of this service is to relieve pressure on urgent and emergency care services and general practitioner appointments at times of high demand. The Emergency Supply Service allows pharmacists to supply medicines at NHS expense where the pharmacist deems that the patient has immediate need for the medicines and that it is impractical to obtain a prescription without undue delay.

Palliative care drug stockists' scheme

The aim of the service is to provide easy access to Palliative Care Drugs by ensuring that there is on-demand supply of palliative care drugs from a small network of community pharmacies spread geographically across Nottinghamshire County.

Pharmacy First

The Pharmacy First minor ailments scheme offers patients the opportunity to see the pharmacist, without an appointment, and if necessary get the same medicines, for a defined range of minor problems, that their GP would have given them. It is open to patients aged 3 months and above who are exempt from prescription charges.

Locally commissioned services can be commissioned by a number of routes by NHS England, Clinical Commissioning Groups and Local Authorities. These services are optional and the pharmacies taking part in the locally commissioned services are shown in Appendix 3. See Table 3.2 for a summary of services offered in each district.

Not Dispensed Scheme (NHS Nottingham City)

The "Not Dispensed" scheme is to help address the substantial waste medicines problem estimated to account for approximately £7M of prescribing in NHS Nottingham City each year. The scheme allows the pharmacist to intervene, identify and thus prevent the dispensing of those items included on repeat prescriptions, which the patient didn't actually require at that time.

The Vulnerable Patients Pilot

The Vulnerable Patients Service provides seamless pharmaceutical care for particularly vulnerable patients on discharge and transfer to the community from secondary care / Hayward House / Intermediate care. The community pharmacy takes the lead in establishing which medications are needed by liaising closely with the secondary or intermediate care provider and the patients GP and ensures that these medicines are provided to the patient using the most suitable compliance aids, if appropriate. The service is specifically for patients who are vulnerable, including poly-pharmacy patients, those with multiple long-term conditions and patients with multiple admissions, including those receiving end of life care.

Out of Hours provision

Nottingham City Pharmaceutical Needs Assessment

Out of hours prescribing in Nottingham is undertaken by Nottinghamshire Emergency Medical Services (NEMS). NEMS hold limited stocks of medicines likely to be urgently required by patients in the out-of-hours period. There are 11 pharmacies open for 100 hours or more per week in Nottingham City. They are open 7 days a week and open until at least 10pm Monday to Saturday.

Out of Hours Roster

A limited out of hours roster is commissioned on Christmas Day, Boxing Day and Easter Sunday from selected pharmacies to ensure that patients are able to obtain medicines and get urgent prescriptions dispensed when other pharmacies are closed.

The opening hours (current as of January 2015 and subject to change) of all 67 pharmacies in Nottingham City are shown in Appendix 7. Current opening hours can be found on the NHS Choices website.

Emergency Hormonal Contraception

Emergency contraception has the potential to reduce unintended pregnancy rates, thereby reducing the number of terminations. Equitable provision of and easier access to Emergency Hormonal Contraception via pharmacies has the potential to improve the effectiveness of this contraceptive method by reducing the time interval between unprotected intercourse and initiation of treatment. Pharmacists will supply Levonorgestrel Emergency Hormonal Contraception when appropriate to clients aged 14 years to 24 years free of charge. The Pharmacy will provide support and advice to clients accessing the service, including advice on the avoidance of pregnancy and sexually transmitted infections (STIs) through safer sex and condom use, advice on the use of regular contraceptive methods and provide onward signposting to services that provide long-term contraceptive methods and diagnosis and management of STIs.

Pregnancy Testing

The service will be offered to women aged between 14-24 years free of charge. The service aims to provide a comprehensive sexual health service via an accessible local service which will contribute to the improvement of sexual health and wellbeing and reduce inequalities in sexual health. The Pharmacy will provide support and advice to clients accessing the service, including advice on the avoidance of pregnancy and sexually transmitted infections (STIs) through safer sex and condom use, advice on the use of regular contraceptive methods and provide onward signposting to services that provide long-term contraceptive methods and diagnosis and management of STIs.

C-Card

The C-Card Scheme is a condom distribution scheme for young people age 13 to 24 which offers access to free condoms in a wide range of places and aims to reduce both unintended conceptions and the number of Sexually Transmitted Infections (STI) & HIV. Under 13s are NOT eligible for the scheme.

Chlamydia Screening and Treatment

Chlamydia is currently the commonest curable sexually transmitted disease in England. Prevalence of infection is highest in sexually active young men and women, especially those aged less than 25 years.

The pharmacist will provide one to one advice and support to young people aged 15-24 years old on the management of their sexual health, including the provision of a chlamydia screening kit. Pharmacies will signpost to other sexual health and social care services. They should also signpost to services which are c-card pickup/registration points so that young people have better access to free condoms in order reduce teenage pregnancy and STIs. The pharmacist will provide chlamydia screening kits, with explicit emphasis on the

importance of return within specified time requirements and the process that will then occur for both positive and negative results.

Supervised Consumption

Pharmacists are instrumental in supporting drug users in complying with their prescribing regime, therefore reducing incidents of accidental death through overdose. Also through supervision, pharmacists are able to keep to a minimum the misdirection of controlled drugs, which may help to reduce drug related deaths in the community.

Needle Exchange

Provision of access to sterile needles and syringes and to sharps containers for return of used equipment. Where agreed locally, associated materials, for example condoms, citric acid and swabs, to promote safe injecting practice and reduce transmission of infections by substance misusers will be provided. Used equipment is normally returned by the service user for safe disposal.

Smoking Cessation / Nicotine Replacement Therapy

New Leaf is the smoking cessation service for Nottingham City. It is commissioned by Public Health in Nottingham City Council and provided by CityCare. CityCare recruit and train pharmacists to provide the service. The service includes support and guidance to break habits and routines and advice and provision of different treatments.

3.4 Dispensing Appliance Contractors

Dispensing appliance contractors (DAC) are unable to supply medicines. Most specialise in supplying stoma appliances.

The PNA has considered and assessed the provision of pharmaceutical services to its population by dispensing appliance contractors that are not on its own pharmaceutical list. Analysis of prescribing data suggests that only 0.5% of the total prescription volume is dispensed by dispensing appliance contractors not on its own pharmaceutical list. The PNA therefore considers that the dispensing of prescriptions by dispensing appliance contractors not on its pharmaceutical list has no significant impact on the provision of pharmaceutical services across the City.

NHS England currently has two dispensing appliance contractors in Nottingham City included on its own pharmaceutical list.

- Charles Bullen Stomacare Ltd, 4 Swinstead Close, Nottingham, NG8 3JG
- Wilkinsons Healthcare, Unit 9, Glaisdale Business Centre, Glaisdale Parkway, Bilborough, Nottingham, NG8 4GA

A new contract for appliance contractors was published in April 2010, which allows appliance contractors to provide Appliance Use Reviews (AUR) and stoma appliance customisation services. Community Pharmacies who dispense appliances can also choose to provide these advanced services. NHS England will ensure that, whilst the requirement for such services is low, people who need to access these services can do so within the City boundaries.

3.5 Out of area pharmaceutical provision

The regulations² requires local authorities to identify any pharmaceutical services that are provided outside the area of the local authority and do not contribute towards meeting the need for pharmaceutical services in the local authority area, but which have secured improvements, or better access, to pharmaceutical services within its area.

In terms of neighbouring LA's Nottingham City has a direct border with Nottinghamshire County only.

Prescription data has been used to analyse the volume of prescriptions dispensed within and outside the City. Approximately 91% of prescriptions written by City GPs are dispensed by pharmacy contractors in Nottingham City. Analysis of the data showed that approximately 8% of prescriptions were dispensed in pharmacies in Nottinghamshire County and these were dispensed mainly in pharmacies in Gedling and Broxtowe, areas directly adjacent to the City. A further 1% was dispensed beyond Nottinghamshire County. Over half of all prescriptions dispensed outside the City were in Mapperley, Arnold and Woodthorpe (Gedling).

3.6 Mail Order / Distance Selling pharmacies

Nottingham City Council PNA has also considered and assessed pharmaceutical services provided to its population by mail order/distance selling pharmacies that are not on its pharmaceutical list. There is one distance selling pharmacy in Nottingham City (Midland Pharmacy, Southwold Drive, Wollaton). Analysis of prescribing data indicates that the number of prescriptions dispensed by mail order/distance selling pharmacies is small (<0.01% of the total number of prescriptions dispensed) and has therefore no significant impact on the provision of pharmaceutical services across the Local Authority.

3.7 The effectiveness of pharmacy services

Public Health England has reviewed the effectiveness of delivering public health services in a pharmacy setting³. A systematic review was carried out covering the period from August 2002 and August 2012. The search focused on reviews rather than individual or primary studies and included the grey literature including websites such as Department of Health, Royal Pharmaceutical Society, Pharmaceutical Services Negotiating Committee, General Pharmaceutical Council and contributions from the Pharmacy and Public Health Forum.

Good evidence of effectiveness in a pharmacy setting for

- Stop smoking services
- Emergency Hormonal Contraception in terms of timely access, though less evidence on outcomes, i.e. reducing teenage pregnancy rates
- Chronic disease management - community pharmacists made an important contribution to the management of people with diabetes for screening, improved adherence with medicines and reduced blood glucose levels or HbA1c

Moderate quality evidence in a pharmacy setting for

- Methadone supervision
- Needle exchange schemes

² Pharmaceutical Services and Local Pharmaceutical Services Regulations 2013

³ Consolidating and developing the evidence base and research for community pharmacy's contribution to public health: a progress report from Task Group 3 of the Pharmacy and Public Health Forum, John Newton, Chief Knowledge Officer, on behalf of Task Group 3 of the Pharmacy and Public Health Forum, December 2013

Nottingham City Pharmaceutical Needs Assessment

More evidence of effectiveness in a pharmacy setting is required for

- Weight Management programmes
- Drug and alcohol misuse
- Minor ailments schemes

No reviews were available for immunisations.

NB: recent evidence suggests inclusion of trained community pharmacists in the care of intravenous drug users attending to obtain methadone substitution treatment, improved testing and subsequent uptake of hepatitis vaccination.

3.8 Determination of localities for PNA

Nottingham City Council is one of four Unitary Authorities and five County Councils in the East Midlands. It shares a boundary with Nottinghamshire County only.

In accordance with the regulations, the PNA steering group considered how to assess the differing needs of localities in the area. It concluded that the best approach was to divide Nottingham City into the eight Local Area Committee areas used by the council for a wide range of planning purposes.

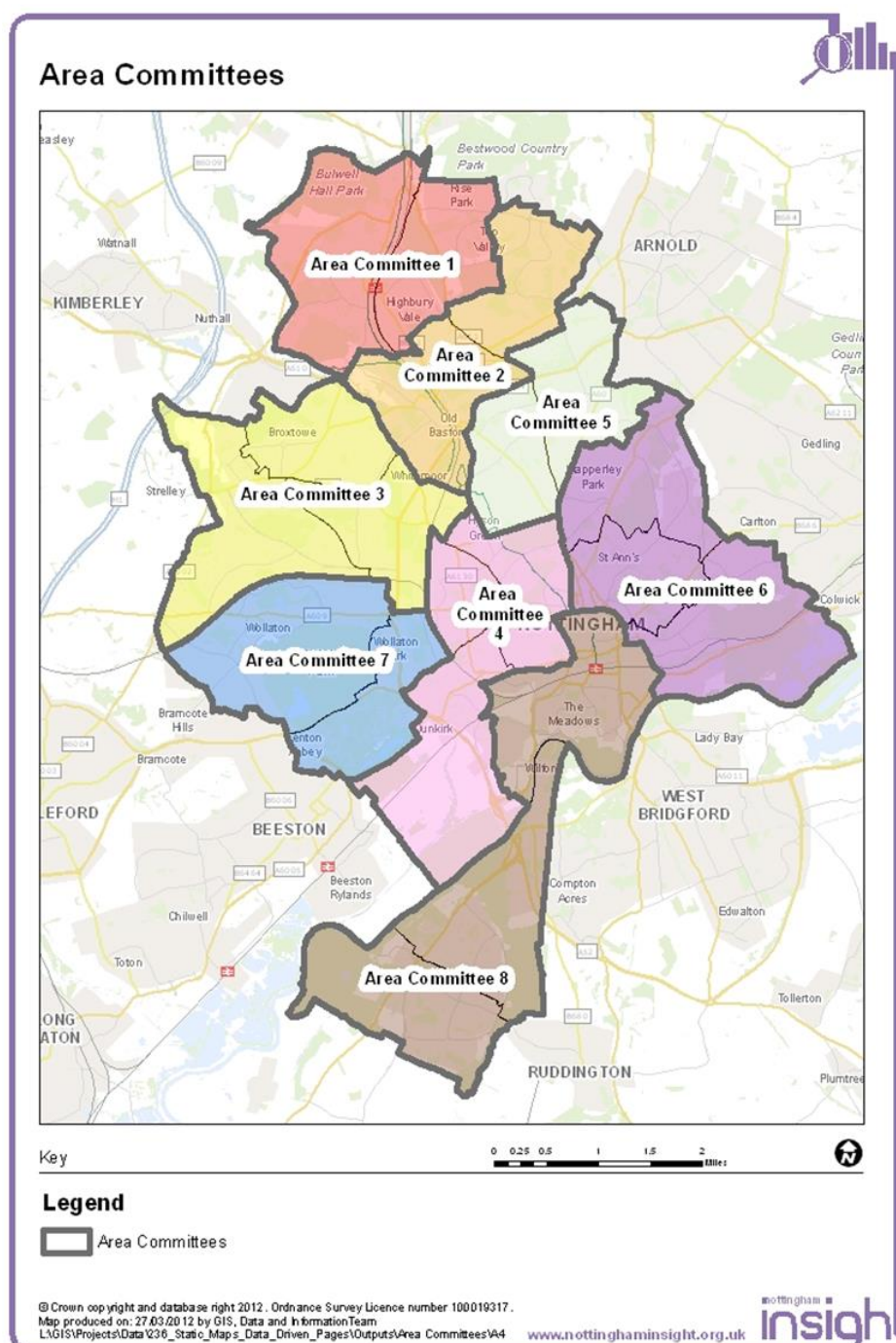
A summary of demographic information for the City was produced. A locality profile was developed for each of the eight localities using information from the JSNA and Nottingham Insight.

A public survey to seek views on pharmaceutical need was carried out between February and April 2014. The survey was provided on-line and in paper form accessible in pharmacies. Survey results were considered in the overall assessment of need.

Pharmaceutical need was assessed for each locality. Other areas where community pharmacy could contribute to improving health needs in line with Local Authority priorities were also identified.

For the purposes of pharmaceutical needs assessment the Local Authority has been divided into the eight Local Area Committee areas used by the City Council for a variety of planning purposes (see map below). Each LAC consists of 2 or 3 electoral wards. The City has 20 wards in total.

Figure 3.1 Nottingham City Council Local Area Committees (LACs)



A summary of demographic information for the City was produced. A locality profile was developed for each of the 8 LACs councils (Figure 3.1) using information from the Nottingham City JSNA and Nottingham Insight.

3.9 Current provision of community pharmacy services by locality

There are currently 67 community pharmacies across Nottingham City plus 2 Dispensing Appliance Contractors. There are no Dispensing Practices. The table below shows the distribution of community pharmacies by Local Area Committee area.

Table 3.1 Community Pharmacies by LAC

LAC	Wards	Number of Pharmacies	Dispensing Appliance Contractor	LAC Population	Pharmacies per 10,000 population
LAC1	Bulwell, Bulwell Forest	10		29,615	3.4
LAC2	Basford, Bestwood	4		33,156	1.2
LAC3	Aspley, Bilborough, Leen Valley	9	2	45,368	2.0
LAC4	Arboretum, Dunkirk and Lenton, Radford & Park	10		47,091	2.1
LAC5	Berridge, Sherwood*	8		34,207	2.3
LAC6	Dales, Mapperley, St Ann's	10		51,963	1.9
LAC7	Wollaton East & Lenton Abbey, Wollaton West	6		25,039	2.4
LAC8	Bridge, Clifton North, Clifton South	10		42,296	2.4
	Nottingham City	67	2	308,735	2.2
	England	11,495		53,865,800	2.1

*The Jayplex Pharmacy at Woodthorpe is positioned on the border of Nottingham City and Nottinghamshire County. The PNA process found that the pharmacy's postcode positions the pharmacy within NHS Nottinghamshire County. However, the pharmacy has historically been on the pharmaceutical list of NHS Nottingham City and is included in the Nottingham City PNA. For statistical purposes, the pharmacy has been included in LAC 5. Pharmacies per 10,000 = the number of pharmacies / LAC population x 10,000.

Table 3.1 shows the number of pharmacies in each LAC and the number of pharmacies per 10,000 population. As an urban area in the centre of a large conurbation there will be a lot of cross border flow into the surrounding County and City pharmacies are likely to be frequented by county residents. The catchment area for a pharmacy in the City is therefore unlikely to be reflected by the resident population. However, the table illustrates that the resident LAC population has access to a minimum of 4 pharmacies within each LAC. Some services have been targeted at specific populations depending on health needs and so may not be available in every LAC. Some pharmacies may provide services privately to their customers; these services have not been included in the PNA. There is no set target for pharmacy provision across the country, the England value has been included as a guide. As at April, 2015 the Derbyshire & Nottinghamshire NHS England Area team will commission:

- Pharmacy First (Minor Ailment Scheme)
- Palliative Care Drug Stockist Scheme
- Out of Hours roster
- Emergency supply of prescription medicines service
- 100 hours service

Nottingham City CCG locally commissions:

- Healthy Living Leads Service
- Supporting vulnerable patients with medicines (under review)

Nottingham City Pharmaceutical Needs Assessment

- Not Dispensed Scheme

Nottingham City Council commissions the following services from community pharmacies:

- Supervised consumption service
- Needle exchange services
- Emergency hormonal contraception
- Chlamydia screening and treatment service
- C card condom scheme for young people
- Pregnancy testing
- Stop Smoking Services (New Leaf)

Table 3.2 Pharmacy Services in Nottingham City

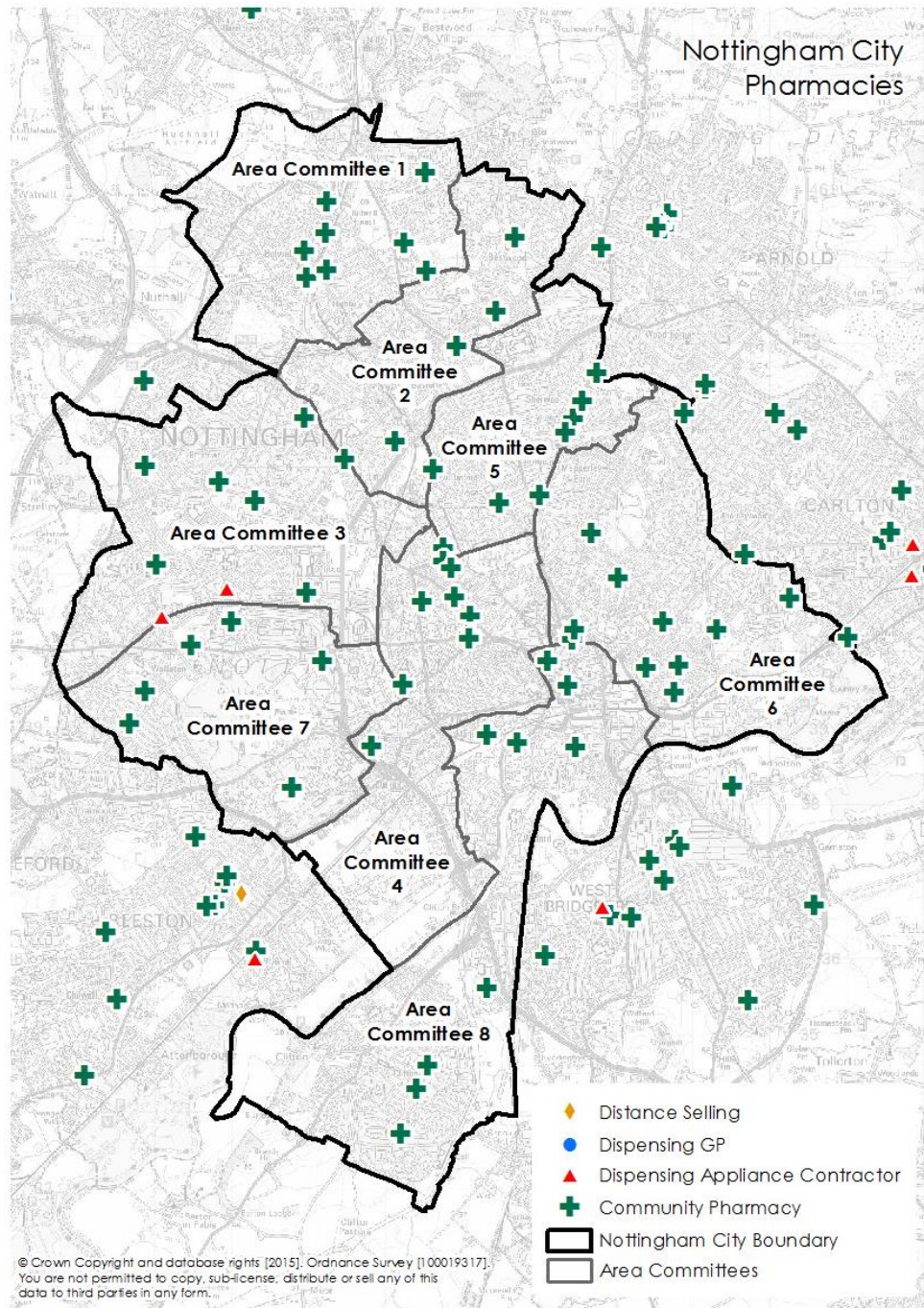
Nottingham City Pharmaceutical Services	Total	LAC1	LAC2	LAC3	LAC4	LAC5	LAC6	LAC7	LAC8
Medicines Use Review (MUR)	63	10	3	9	9	8	9	6	9
New Medicines Service	55	9	3	9	7	2	9	6	10
Not Dispensed Scheme	27	5	3	3	3	2	5	2	4
Pharmacy First	63	10	4	8	9	7	10	5	10
Palliative Care Drug Stockist Scheme	11	2	0	1	1	1	2	0	4
Emergency Supply Service	44	7	2	7	7	4	5	5	7
100 Hours	11	3	0	2	3	1	0	0	2
Healthy Living Lead	14	2	2	2	1	1	3	2	1
Smoking Cessation (New Leaf)	27	4	2	1	6	3	4	2	5
Pregnancy Testing	45	9	1	6	7	5	6	4	7
Emergency Hormonal Contraception	57	9	3	8	9	6	8	5	9
C-Card	58	10	4	8	9	6	7	5	9
Chlamydia Screening	6	0	0	1	3	0	1	1	0
Sexual Health / Chlamydia Treatment	34	8	1	3	6	5	5	2	4
Supervised Consumption	55	9	4	7	7	5	10	4	9
Needle Exchange	11	2	0	2	2	0	2	0	3
Number of Pharmacies	67	10	4	9	10	8	10	6	10

There is good representation across all local area committees for the majority of services. Some services have been targeted at specific populations depending on health needs and so may not be available in every LAC. Gaps in need will be considered at LAC level.

Nottingham City is bordered by Nottinghamshire County. The District boroughs of Broxtowe, Gedling, Rushcliffe and Hucknall (in Ashfield) form the wider Nottingham Conurbation. Beeston (Broxtowe), Hucknall (Ashfield), West Bridgford (Rushcliffe) and Carlton and Arnold in Gedling are well provided with pharmacies accessible by City residents.

Nottingham City Pharmaceutical Needs Assessment

Figure 3.2 Nottingham City border pharmacies



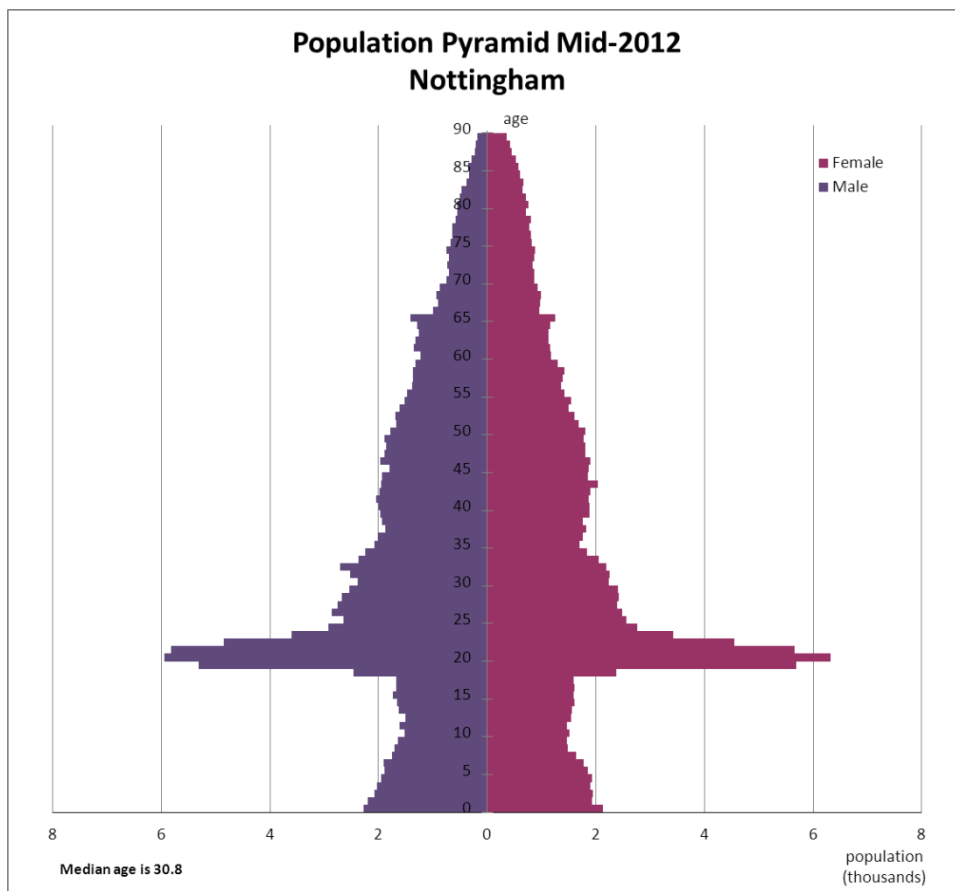
Full details of Nottinghamshire pharmacies can be found in the Nottinghamshire County PNA.

4. Nottingham City Demographic Profile

(With reference to the Nottingham City Joint Strategic Needs Assessment 2014; [Nottingham Insight](#)).

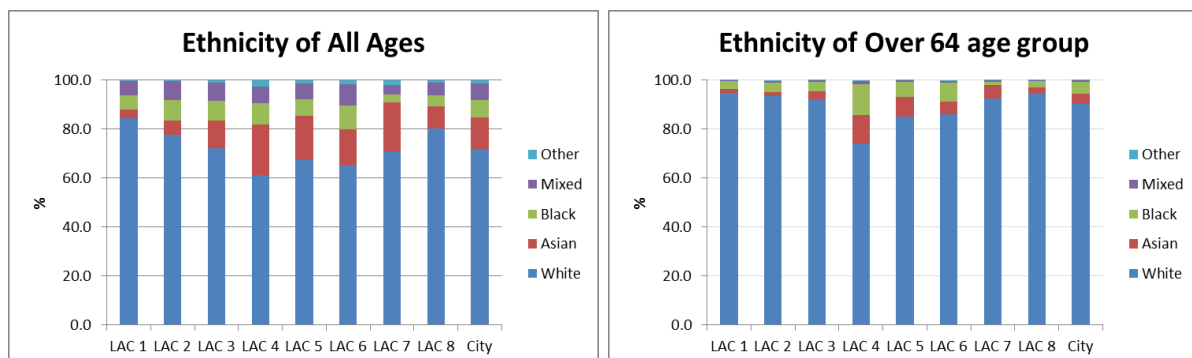
- The latest (2012 mid-year estimate) estimate of the City's resident population is 308,700, having risen by 3,000 since the 2011 census. The population rose by 41,700 (15.6%) between 2001 and 2012. The main reasons for this increase are international migration (recently from Eastern Europe) and an increase in university students, together with an excess of births over deaths. As yet, there is no consistent trend suggesting that population increase is slowing down substantially, despite the recession and the recent slowdown in house building. The population has increased by an average 1.3% since 2001. The increase has been largely due to the student population which has increased at a rate of 4.4% per year. Children (under 16) and older people (65 and over) have remained relatively stable though the very old population (85 and over) has increased at a rate of 1.9% per year. However, in this age group, numbers are relatively small, increasing from 4,400 in 2001 to 5,350 in 2012. Of the 78,600 older people (aged 50+) living in the City, 42,430 (54%) are under 65 years, 10,217 (13%) are aged from 65 to 74 years, and 18,000 (23%) are aged 75 years and over. The proportion of people aged 65 years and over in Nottingham City is relatively low (11.7%) compared to England (16.9%). However, the high levels of deprivation in the City mean that the older population is more likely to be in poorer health.
- Almost 25% of the pensioner-aged population (65 years and over) live in 3 wards; Bilborough (LAC3), Clifton South (LAC 8) and Wollaton West (LAC7).
- In Nottingham 12.8% of the population are aged 18 to 21 which include full time university students. Without university students, the City would expect to have 5% of the population in this age group.
- Over the next 10 years, the over 50 population is expected to increase gradually by about 1% per year. The numbers of people aged 85 and over are expected to increase from around 5,200 to 5,700 people (ONS Population Projections 2011).
- The number of births has risen in recent years from 4,181 in 2008 to 4,408 in 2012 though it has stabilised around 4,450 for the last 3 years. The population pyramid (Figure 1) shows that the number of children falls as children approach school age as children leave the City before starting school.
- Nottingham has a very ethnically diverse population. Some areas of the City are largely White British; for instance LAC1 (Bulwell) and LAC 8 (Clifton) are over 80% White whereas the inner city covered by LAC 4 has almost 40% of the population from Black, Asian and Mixed groups.

Figure 4.1 Population of Nottingham City by age and sex



- The City's age structure is generally influenced by the 'White British' group, with most other ethnic groups having a younger age profile than the City average. The youngest age profiles are amongst the mixed ethnic groups where 15-20% of people are aged under 5 (2011 Census, Ethnicity Topic Note <http://www.nottinghaminsight.org.uk/d/97952>)

Figure 4.2 Structure of City population by ethnicity



4.1 Social and Environmental Context

- Nottingham City is one of the most deprived Local Authorities in England outside London. In the District level Index of Multiple Deprivation results, Nottingham ranks 20th most deprived out of the 326 districts in England using the Average Score measure and 17th using the Average Rank measure.
- Nottingham City can be subdivided into 176 Lower Super Output Areas⁴ (LSOA). One quarter of the LSOAs in the City are amongst the 10% most deprived in the country and half of them fall within the 20% most deprived LSOAs in England. Over half of the City's population live in these most deprived LSOAs.
- Nottingham ranks 346th out of the 354 districts in England in the 2009 Child Wellbeing Index - effectively the 9th worst district for Child Well-being in the Country.
- Unemployment in the City as at October 2013 was 5.5% of the resident population aged 16-64 (using the claimant count measure). This is almost double the rate for the East Midlands (2.9%) and for England (3.0%).
- The mean annual pay for Nottingham residents was £21,338 in 2013 compared to £27,737 nationally. Average gross pay in Nottingham City based workplaces was £25,013 compared to £27,733 nationally (Annual survey of hours and earnings; NOMIS).
- 42,000 Nottingham City children live in families where no adults work or where the household income is low. This is equivalent to 67% of children compared to rates of 50% in Greater Nottingham and 45% in England (Child Poverty in Nottingham, July 2013, Nottingham City Council).
- 26% of the population have no formal qualifications compared to 22.5% nationally.
- In August 2013, there were 19,230 Disability Living Allowance claimants in the City; 56% were aged 50 and over. DLA claimants account for 6.3% of the population compared to 5.8% of the England population.
- Rates of car ownership are low (43.7% of households have no access to a car or van), particularly amongst pensioners living alone and lone parents.
- The current recession is likely to lead to an overall increase in deprivation of various types, but its precise effects cannot yet be known.

4.2 Health and Wellbeing

- The 2011 Census asked two questions about health. In 2011, 9.1% of people said they were limited a lot in their day to day activities by a health problem or disability, with a further 9.1% limited a little, compared with 8.3% and 9.3% nationally. The difference is greater for working age adults – Nottingham has 14.2% limited a lot or a little, compared to 12.7% nationally.⁵

⁴ LSOA's: Lower Super Output Areas are geographical areas defined by the 2001 ONS Census designed to improve the reporting of small area statistics. They have a population of 1000-3000 people.

⁵2011 Census Key Statistics. Table KS301

Nottingham City Pharmaceutical Needs Assessment

- Nottingham had a higher percentage of people reporting bad or very bad health in 2011 – 6.6% compared to 5.3% nationally, and a slightly lower proportion of people reporting that their health is good or very good – 79.9% compared to 81.4%. This is despite the City having a comparatively young population.
- The 2011 Census shows a clear link between age and ill health, with the percentage with bad health or a long term disability rising with age.⁶
- For children aged under 16 years, just 2.0% are limited a lot or a little in their day to day activities by a long term health problem or disability and just 0.9% report bad or very bad health. Amongst older people, this rises to 33.1% with limited activity and 20.3% of over 65s in poor health.
- With the exception of the student dominated 16-24 age group, health in Nottingham is worse than the national average in each age group. The differences are small for the under 35s but increase for the age groups between 35 and 74. Differences get smaller again for the over 75 groups but the Nottingham figures remain higher than the national average.
- Women are more likely to have a long term health problem or disability than men although the differences vary with age. For under 16s a higher percentage of males have a health problem, and between the ages of 16 and 24, men and women are equally as likely to have a health problem. From the age of 25 onwards, the gap increases with age, with more women than men having health problems. Between 25 and 65 years, the biggest increases are in problems which limit daily activities a little but for the over 65s a higher proportion of women experience problems which limit their activities a lot.
- The BME (non-white) population has a much younger age profile than the white population with between 6 and 18% of the population aged 50 and over, compared to 30% of the white population. Poor health increases with age and follows a broadly similar pattern across all BME groups up to age 65. For people over 64, 60% of white groups are in poorer health (defined as fair, bad or very bad health) compared to 71% for non-white groups.
- Irrespective of health status, 9.1% of white groups and 5.6% of non-white groups find their daily activities to be limited a lot. This increases to 35% and 40% of older (65 and over) white and non-white groups.

4.3 Access to health care services by public transport

- Hospital services are very accessible for City residents. The latest data from December 2011 shows that 87% of households (88% of households without a car) are within 30 minutes travel time of Nottingham University Hospital (either the Queens Medical Centre or the City Hospital site) by public transport. In previous years household accessibility data was also captured for a 15 minute travel time but the Department for Transport no longer publishes these data.
- Hospital services are provided by Nottingham University Hospital Trust at the QMC and City Hospital campuses and the link between the two sites has been improved following the introduction of the Medilink, a free shuttle bus service running every 10 minutes, linking

⁶ 2011 Census, Topic Note - Disability, Health and Carers
<http://www.nottinghaminsight.org.uk/d/101850>

Nottingham City Pharmaceutical Needs Assessment

the two sites and with connections to other bus and tram services at Queens Drive and Wilkinson Street Park and Ride sites.

- Please note these experimental statistics relate to the percentage of households within specified travel times by public transport to the nearest Nottingham University Hospital site. However not all medical services will be available at both sites and patients may need to access a specific site for the treatment they require.
- Geographical access to local GP services by public transport is also very good for residents of Nottingham. National Core Indicator data provided by the Department for Transport in 2011 showed that 99% of all households and 99% of households without a car in the City are within 15 minutes travel time of a GP surgery by public transport compared with 94% of total households and 97% of non-car households in the Greater Nottingham area. As many community pharmacies are situated close to GP practices, this is a useful proxy measure ([Department of Transport 2011](#)).

4.4 Projections over 3 - 5 and 5 - 10 years

- As in the recent past, the main determinants of future changes in the total population are house building, natural change (the excess of births over deaths), international migration and the number of university students.
- The number of residential properties built in 2006-07 was the highest since the 1970s. Although the rate of building has slowed down more recently due to the recession, it is still at a higher level than it was in much of the 1990s, particularly if student housing is included. Judging by the low number of sites being started, it is likely that completion levels will be low for the next few years, but in the longer term it is anticipated that house building will rise again. In order to meet house building targets there will need to be a rise in the number of new dwellings to about 1,000 per annum.
- The Greater Nottingham local authorities commissioned population projections taking into account the number of dwellings to be provided up to 2028 in the Publication Draft Core Strategy (June 2012). The projections allowed for the fact that the average household size in Nottingham has not been declining as quickly as in the ONS trend-based projections. These projections have been adjusted for Joint Strategic Needs Assessment purposes to account for the fact that the population in the 2011 estimate (based upon the 2011 Census) is lower than projected. Change from 2011 in the Core Strategy population forecasts (May 2012) has been added to the ONS 2011 Mid Year Estimate. These can be regarded as giving a reasonable indication of what the future population is likely to be, based upon current trends and policies.
- The total population is very likely to continue to rise. The City Council estimates indicate a rise of 5,100 (1.7%) from 2011 to 2016 and a further 12,300 (4.0%) from 2016 to 2021. These would be considerably slower rates of increase than occurred between 2005 and 2010 (20,500 or 7.2%). It may be that these should be regarded as minimum increases, although the current state of the housing market must throw all projections based upon recent trends into some doubt. It should also be borne in mind the period 2005 to 2010 included a growth of over 6,000 full-time university students, which may not be repeated, and the influx of people from the EU Accession countries.
- The areas showing the greatest population increase in the next few years are likely to be those with the most house-building, including purpose-built student accommodation (see section 4.5). These are in LACs 4, 6 and 8 across the centre and east of the City (particularly

if Waterside begins to deliver new housing). In other areas the total population is likely to change comparatively little.

4.5 Housing Plans 2014-2019

In the last full year (ending 31/03/2014), 691 residential units have been completed, of which 286 were student accommodation. Planning permission has been granted for a further 4041 units with a net gain (after removals) of 3988 residential units. Approval has been given for 9 sites of over 100 units each of which 3 are for student accommodation and a further 10 developments of 50-100 units each of which 5 are for student accommodation. The impact of these builds will be considered at local LAC level. As a rule of thumb, it has been assumed that each unit of student housing will generate an increase in population of 1 person. For other units, it has been assumed that the population would increase by an average of 2.5 people. Therefore total population gain generated by the proposed residential units would be 1,012 students and 7,440 non student residents. This may be an overestimate as many of these units may be inhabited by people already living in the City. The student population is considered to have levelled off (<http://nottinghamaction.org.uk/news/nottingham-news/report-launched-on-student-housing-market-conditions-in-nottingh/>) so there may be a shift from rented terraced housing into purpose built accommodation rather than an overall increase in student numbers.

Table 4.1 Net gain in residential housing units planned 2014-2019

LAC	Wards	Non Student Units	Student Units	Grand Total
1	Bulwell, Bulwell Forest	39		39
2	Basford, Bestwood	71		71
3	Aspley, Bilborough, Leen Valley	910	1	911
4	Arboretum, Dunkirk & Lenton, Radford & Park	761	491	1252
5	Berridge, Sherwood	174	6	180
6	Dales, Mapperley, St Ann's	749	54	803
7	Wollaton East and Lenton Abbey, Wollaton West	13	1	14
8	Bridge, Clifton North, Clifton South	259	459	718
Grand Total	Nottingham City	2976	1012	3988

4.6 Overview of findings from the public survey on needs

The questionnaire used in the public survey into pharmaceutical need and satisfaction is in Appendix 4 with a full analysis of the responses. The survey was carried out as part of the needs assessment and was made available on-line and in pharmacies across the City. The survey asked for people's views on their use of pharmacies, satisfaction with services and opening hours and the services they used. It also asked questions about interest in new services that could be offered in pharmacies.

There were 74 responses from City residents and 2 responses on behalf of a group or organisation. Women were more likely to respond than men; 42 (57%) were Female and 22 (30%) Male; 10 (13%) people were unknown or undisclosed gender. Respondents tended to be older; 44 people (61%) were aged 45 or older. Only 4% were under 24 years old reflecting a low response from the student population. Almost half (45%) of respondents

Nottingham City Pharmaceutical Needs Assessment

were limited in their daily activities due to health or disability. All LACs were represented, though 2 wards had no responses (Aspley & Bulwell). The majority of respondents were white (80%); 7% were Asian and 3% Black. 11% declined to respond.

The responses were generally positive with high levels of satisfaction with customer service, services available and opening hours. Most respondents used the same pharmacy all or most of the time because it was either close to home or to their GP. Three quarters of respondents were frequent users of their pharmacy. The most commonly used services were for prescriptions and over the counter drugs. A high proportion also used their pharmacy for advice, disposing of unwanted medicines and medicines use. Other services used included smoking cessation, sexual health services, palliative care, free medicines for minor ailments, supervised consumption and needle exchange.

Over half of respondents indicated they would be interested in a range of additional services in their pharmacy (NHS Health Checks, weight management clinics, cholesterol testing, blood pressure testing and vaccinations). There was also some support for anticoagulation monitoring, alcohol brief interventions and pain management. Although Health Checks and weight management have been piloted in City pharmacies in recent years, uptake was low and the service has been discontinued.

Although 82% were satisfied or very satisfied with opening hours, 43% would like additional opening hours after 6pm and at weekends. The majority of respondents (78%) were aware that there were pharmacies with extended opening hours and 38% had used one. Only 20% of respondents had used NHS Choices to check opening times and locations.

There were a very small number of negative comments. Four people disagreed that the quality of information leaflets was good, 5 people thought signposting to other services was poor. Five people were dissatisfied with opening times, wanting more opening hours at weekends. In the free text comment section, lack of deaf awareness skills of pharmacy staff was mentioned and there were some generalised complaints about medicines not being in stock. The responses have been shared (anonymously) with NHS England in order that they are aware of this feedback.

Other forms of feedback included in the needs survey included e-mails from one practice raising awareness of a local petition for a new pharmacy on the practice premises.

As the number of responses was very low at LAC level, meaningful analysis at small area level has not been possible. The survey did not reveal any gaps in services.

Nottingham City is a mid-sized city with a relatively deprived, ethnically diverse population, surrounded by the more affluent conurbation of south Nottinghamshire. The City has a large student population and a lower than average older population. However, the older population has high levels of ill health. Population growth over the next 5 to 10 years is expected to be modest. Transport links are good, with good access to hospitals and GP practices. Satisfaction with current pharmacy services is high and there is some interest in expanding the range of services on offer.

5. Analysis of pharmaceutical services provision by Local Area Committee

The 20 Nottingham City wards have been grouped into 8 Local Area Committees (LACs) which allow more detailed analysis of the issues which may impact on pharmacy provision at a local level. Each LAC comprises of 2 or 3 wards as listed below (see figure 3.1 for map).

Area 1 Bulwell and Bulwell Forest

Area 2 Basford and Bestwood

Area 3 Aspley, Bilborough and Leen Valley

Area 4 Arboretum, Radford & Park and Dunkirk & Lenton

Area 5 Berridge and Sherwood

Area 6 Mapperley, St Ann's and Dales

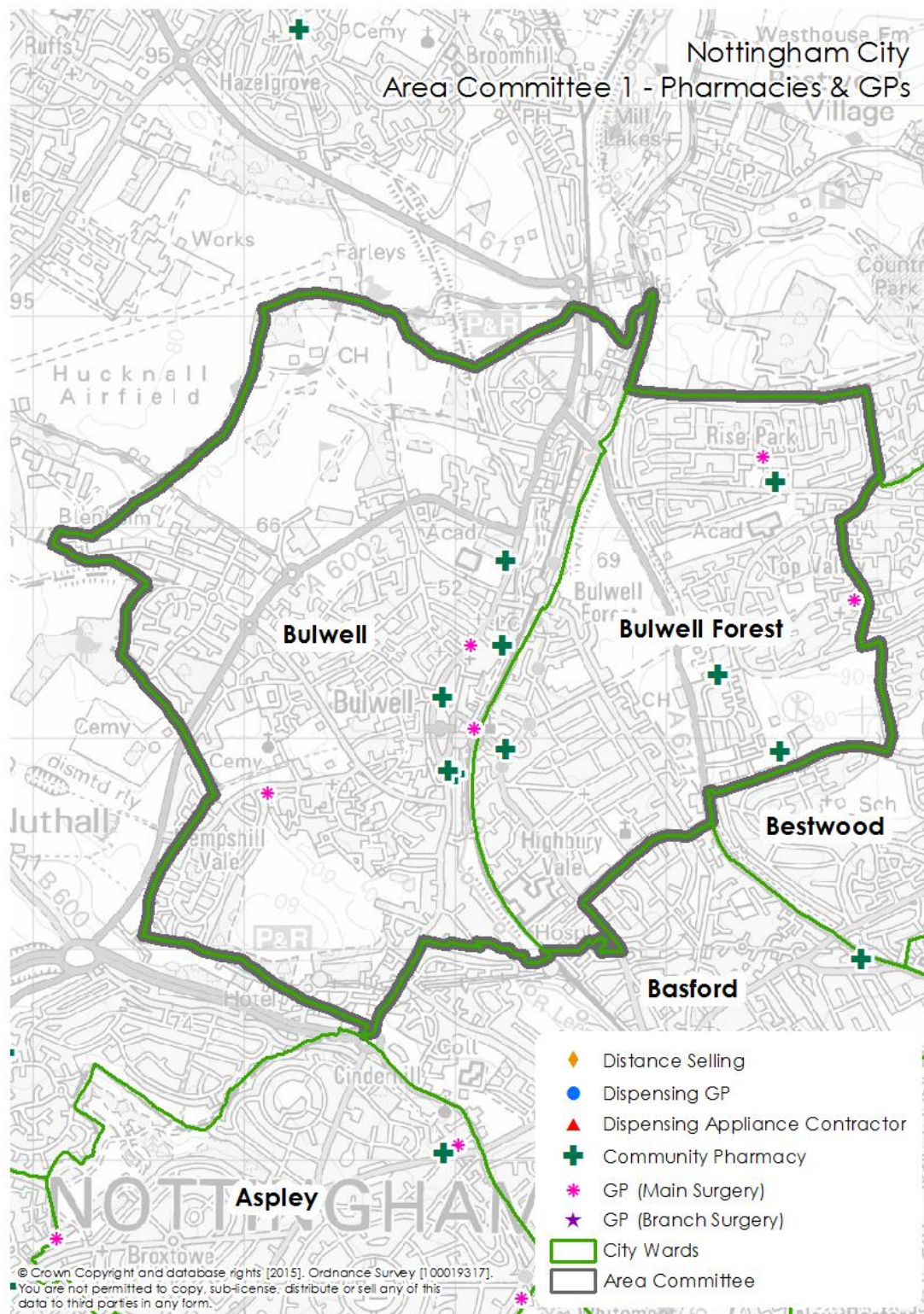
Area 7 Wollaton East & Lenton Abbey and Wollaton West

Area 8 Bridge, Clifton North and Clifton South

The City covers an area of approximately 30 square miles. The largest LAC (8) covers around 6 square miles and the smallest, 2 square miles (LAC 5).

5.1 Health Profile of Local Area Committee 1 (Bulwell and Bulwell Forest)

Figure 5.1 Map of pharmacies in LAC1



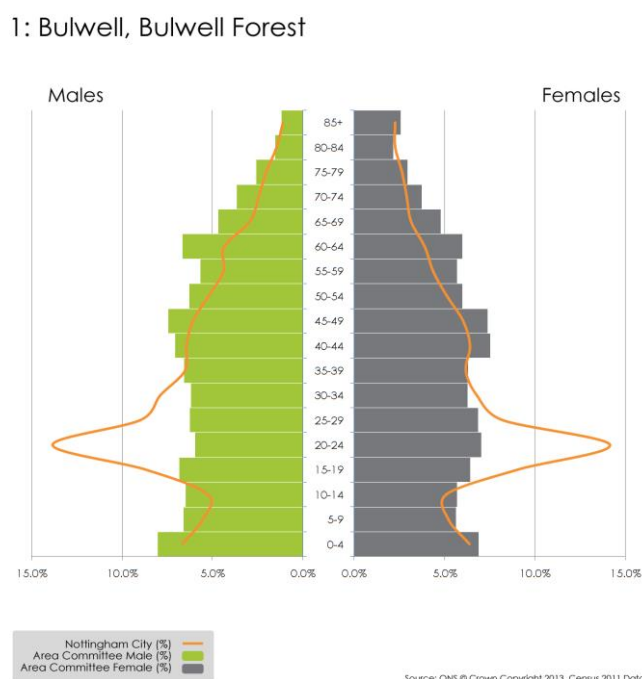
Note: Pharmacies located very close to each other may overlap and be hidden on the map

Nottingham City Pharmaceutical Needs Assessment

Area Committee 1 (LAC 1) comprises 2 wards to the north of the City; Bulwell and Bulwell Forest. There are 10 pharmacies and 8 GP practices in the area. In 2012/13, pharmacies in the LAC1 area dispensed 58,800 items per month. Three pharmacies are open for 100 hours or more per week; 6 of the pharmacies are open on Saturday and 4 on Sunday.

Area Committee 1 has a population of 29,600 (2012 population estimate); 15,400 females and 14,200 males and accounts for just under 10% of the City population. Almost two thirds (64.5%) of the population are of working age (16-65 years), slightly lower than the City average of 71%. 85% of the population are White, 3.3% are of Asian ethnicity and 6% are of Black African or Caribbean ethnicity. In the over 64 age group, 95% of the population are White.

Figure 5.2 Population Structure of LAC 1, 2012



Life expectancy for men in Area 1 ranges from 72.8 years in Bulwell to 77.6 years in Bulwell Forest. Female life expectancy ranges from 78.3 years in Bulwell to 83.6 years in Bulwell Forest. Bulwell ranks 3rd and 4th lowest life expectancy for wards in the City for males and females respectively, whereas Bulwell Forest has one of the highest life expectancy rates ranking 18th and 19th for Males and Females respectively.

Twelve of the 20 Lower Super output Areas in LAC 1 are in the most deprived quintile (20%) in England.

Over one third of the households (39%) in LAC 1 have a no access to a car or van compared to 26% nationally and 44% in Nottingham City.

The low proportion of young people (6%) suggests LAC 1 has relatively few students. However, the area does have a higher than average proportion of children under 5 years; 7.4% compared to City average of 6.6%. 11% of the City's under 5 years population live in Area 1.

Nottingham City Pharmaceutical Needs Assessment

There are 4,600 older people (over 64 years) living in LAC 1 of which 550 are 85 years or over. There are 1,500 people aged 65 years and over living alone (12% of households).

7.3% of the population feel their health is bad or very bad and 10% of the population report that their day to day activities are limited a lot. For the over 64 years population, 20% feel their health is bad or very bad and 31% report their day to day activities are limited a lot.

2,570 claimants of Disability Living Allowance live in Area 1 (August 2013); 13.4 % of people aged 16-64, compared to the 9.2% City average.

The teenage conception rate of 67.7 per 1000 (2009-2011) is higher than the City average of 56.8 conceptions per 1000 women aged 15-17 years and ranks 2nd highest of the 8 LACs. Area 1 accounts for 15% of all teenage conceptions in the City (117 of 779 conceptions between 2009 and 2011).

Smoking prevalence is 32.7% compared with the City average of 29% (Citizens Survey, 2010-2012 pooled).

Current Provision

Residents of LAC1 have access to a range of pharmaceutical services commissioned to meet the needs of the area. The density of pharmacies is the highest in the City at 3.4 pharmacies per 10,000 residents, higher than the City average of 2.2 per 10,000 (see table 3.1).

Table 5.1 Services commissioned from pharmacies in LAC1

Nottingham City Pharmaceutical Services	LAC1
Medicines Use Review (MUR)	10
New Medicines Service	9
Not Dispensed Scheme	5
Pharmacy First	10
Palliative Care Drug Stockist Scheme	2
Emergency Supply Service	7
100 Hours	3
Healthy Living Lead	2
Smoking Cessation (New Leaf)	4
Pregnancy Testing	9
Emergency Hormonal Contraception	9
C-Card	10
Chlamydia Screening	0
Sexual Health / Chlamydia Treatment	8
Supervised Consumption	9
Needle Exchange	2
Number of Pharmacies	10

Future Developments

There will be a net gain of 39 residential units in the area between 2014 and 2019.

Statement of pharmaceutical need

The PNA found that that pharmaceutical need in LAC1 is adequately met by the current pharmacy providers.

Pharmaceutical need will be reviewed in 2018 when the PNA is revisited or in the event of significant changes affecting need.

Rationale

The population has high levels of poor health indicated by high smoking prevalence, low life expectancy, high teenage pregnancy and high levels of benefits dependency and is likely to need a range of pharmacy based services.

The map shows that there are currently 10 pharmacies within LAC 1 offering a range of services. There are 3.4 pharmacies per 10,000 population, the highest provision in the City and higher than the City and England average. All areas of the LAC are within 2 km of a pharmacy and several are open for 100 hours per week.

The advanced and enhanced services currently provided by these pharmacies are shown in table 5.1. The opening hours of these pharmacies are shown in Appendix 7.

The area is directly on the NCTX tram line meaning that pharmacies in the city centre are easily accessible to this population offering further choice and access.

Patients with long term conditions usually have higher than average levels of pharmaceutical need and these needs are being met by a range of essential and advanced services available in pharmacies.

LAC1 has 2 of the 11 pharmacies across the City offering the Palliative Care stockist scheme.

There are currently 2 needle exchanges within this LAC and the majority of pharmacies offer supervised consumption to meet the needs of drug users.

Most of the local enhanced services relating to sexual health (Emergency Hormonal Contraception, C-Card Scheme, pregnancy testing, Chlamydia treatment) are undertaken by more than half of the pharmacies in LAC1. These pharmacy based services add capacity to the wider sexual health services available across the City (Appendix 7). There are no pharmacies offering Chlamydia screening in LAC1 but this is accessible from GUM and on-line.

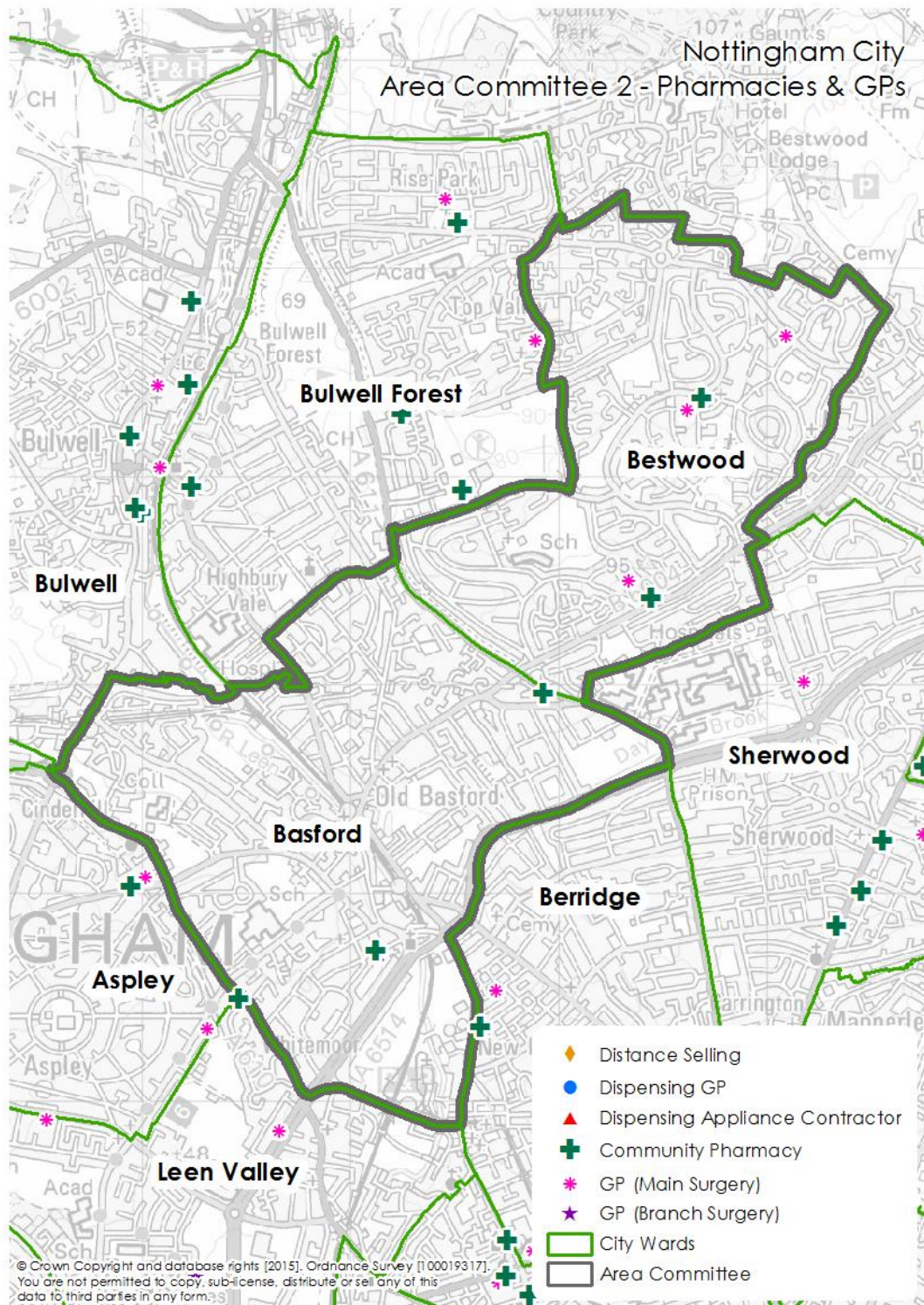
New Leaf Smoking Cessation services are available at two of the pharmacies in the LAC. This adds capacity to the wider New Leaf Specialist Stop Smoking Service available through a number of settings across the City (Appendix 6).

The range and distribution of advanced and enhanced services meets the needs of the population.

The projected housing plans are not expected to add appreciably to the population.

5.2 Health Profile of Local Area Committee 2 (Basford and Bestwood)

Figure 5.2.1 Map of pharmacies in LAC2



Note: Pharmacies located very close to each other may overlap and be hidden on the map

Nottingham City Pharmaceutical Needs Assessment

LAC 2 comprises 2 wards to the north west of the City; Basford and Bestwood. There are 4 pharmacies and 5 GP practices in the area plus 1 branch practice. Pharmacies in the LAC2 area dispensed 29,327 items per month. There are no 100 hour pharmacies in the LAC or any open on a Sunday but there are at least 17 pharmacies within easy reach in neighbouring LACs 1 and 5 and the Tesco 100 hour pharmacy at Top Valley is easily accessible.

Area Committee 2 has a population of 33,156 (2012 population estimate); 17,141 females and 16,015 males and accounts for 10.7% of the City population. Over two thirds (65.9%) of the population are of working age (16-65 years), similar to the City average of 71%. The area has a largely white population making up 78% of the total and a slightly higher than average Black population (8.3%). A further 8% are of mixed ethnicity and 6% Asian. In the over 64 age group 93.5% of the population are White and the Black population falls to 4%.

Figure 5.2.2 Population structure of LAC 2, 2012

2: Bestwood, Basford



Life expectancy for men in Area 2 ranges from 76.8 years in Basford to 74.3 years in Bestwood. Female life expectancy is 80.4 years in Basford and 80.3 in Bestwood.

14 of the 20 Area Lower Super Output Areas are in the most deprived quintile (20%) in England, making LAC 2 relatively deprived compared to the rest of the City.

Nearly half of the households (41.1%) in LAC 2 have a no access to a car or van compared to 26% nationally and 44% in Nottingham City.

Area 2 has a low proportion of young people of student age compared to the City; 6.9% compared to 12.8% City wide. The area has a higher than average proportion of children under 5 years; 8.2% compared to the City average of 6.6%.

The area also has a higher proportion of older people than the City average (figure 2) and is home to 12.5% of all people over 65 years in the City.

There are 4,525 older people (over 64 years) living in Area 2, of which 499 are 85 years or over. There are 1,685 people aged 65 years and over living alone (11.5% of households).

Nottingham City Pharmaceutical Needs Assessment

7.1% of the population feel their health is bad or very bad and 10.1% of the population report that their day to day activities are limited a lot. For the over 64 years population, 20.2% feel their health is bad or very bad and 33.3% report their day to day activities are limited a lot.

2,535 claimants of Disability Living Allowance live in Area 2 (August 2013), 11.6 % of people aged 16-64 years, compared to the 9.2% City average.

The teenage conception rate of 66.1 per 1000 (2009-2011) is higher than the City average of 56.8 conceptions per 1000 women aged 15-17 years and ranks 3rd highest rate of all LACs. Area 2 accounts for 15.1% of all teenage conceptions in the City (118 of 799 conception between 2009 and 2011).

Smoking prevalence is 28% compared with the City average of 29% (Citizens Survey, 2010-2012 pooled).

Current Provision

Residents of LAC2 have access to a range of pharmaceutical services commissioned to meet the needs of the area. The density of pharmacies is the lowest in the City at 1.2 pharmacies per 10,000 residents compared to 2.2 per 10,000 in Nottingham City (see table 3.1) but the residents are within easy access of pharmacies in Bulwell (LAC1).

Table 5.2 Services commissioned from pharmacies in LAC2

Nottingham City Pharmaceutical Services	LAC2
Medicines Use Review (MUR)	3
New Medicines Service	3
Not Dispensed Scheme	3
Pharmacy First	4
Palliative Care Drug Stockist Scheme	0
Emergency Supply Service	2
100 Hours	0
Healthy Living Lead	2
Smoking Cessation (New Leaf)	2
Pregnancy Testing	1
Emergency Hormonal Contraception	3
C-Card	4
Chlamydia Screening	0
Sexual Health / Chlamydia Treatment	1
Supervised Consumption	4
Needle Exchange	0
Number of Pharmacies	4

Future Developments

There will be a net gain of 71 residential units in the area between 2014 and 2019.

Statement of pharmaceutical need

The PNA found that that pharmaceutical need in LAC2 is adequately met by the current pharmacy providers.

Nottingham City Pharmaceutical Needs Assessment

Pharmaceutical need will be reviewed in 2018 when the PNA is revisited or in the event of significant changes affecting need.

Rationale

The population has relatively high levels of poor health indicated by high smoking prevalence, high teenage pregnancy and high levels of benefits dependency. On the other hand, life expectancy for men and women is mid-range for the City.

The map shows that there are currently 4 pharmacies within LAC offering a range of services. There are 1.2 pharmacies per 10,000 population, the lowest provision in the city and lower than the city and national average. However, this represents a reasonable choice of pharmaceutical services provider as there are many pharmacies in neighbouring LACs. All areas of the LAC are within 1km of a pharmacy and within 3km of the 100 hour pharmacy at Top Valley.

The advanced and enhanced services currently provided by these pharmacies are shown in table 5.2. The opening hours of these pharmacies are shown in Appendix 7.

The area is on the NCTX tram line and is well served by bus routes meaning that pharmacies in the city centre are easily accessible to this population offering further choice and access.

Patients with long term conditions usually have higher than average levels of pharmaceutical need and these needs are being met by a range of essential and advanced services available in pharmacies.

With the exception of Chlamydia screening, all of the local enhanced services relating to sexual health (Emergency Hormonal Contraception, C-Card Scheme, pregnancy testing, Chlamydia screening and treatment) are undertaken by at least one of the four pharmacies in LAC2. These pharmacy based services add capacity to the wider sexual health services available across the City including GUM at City Hospital.

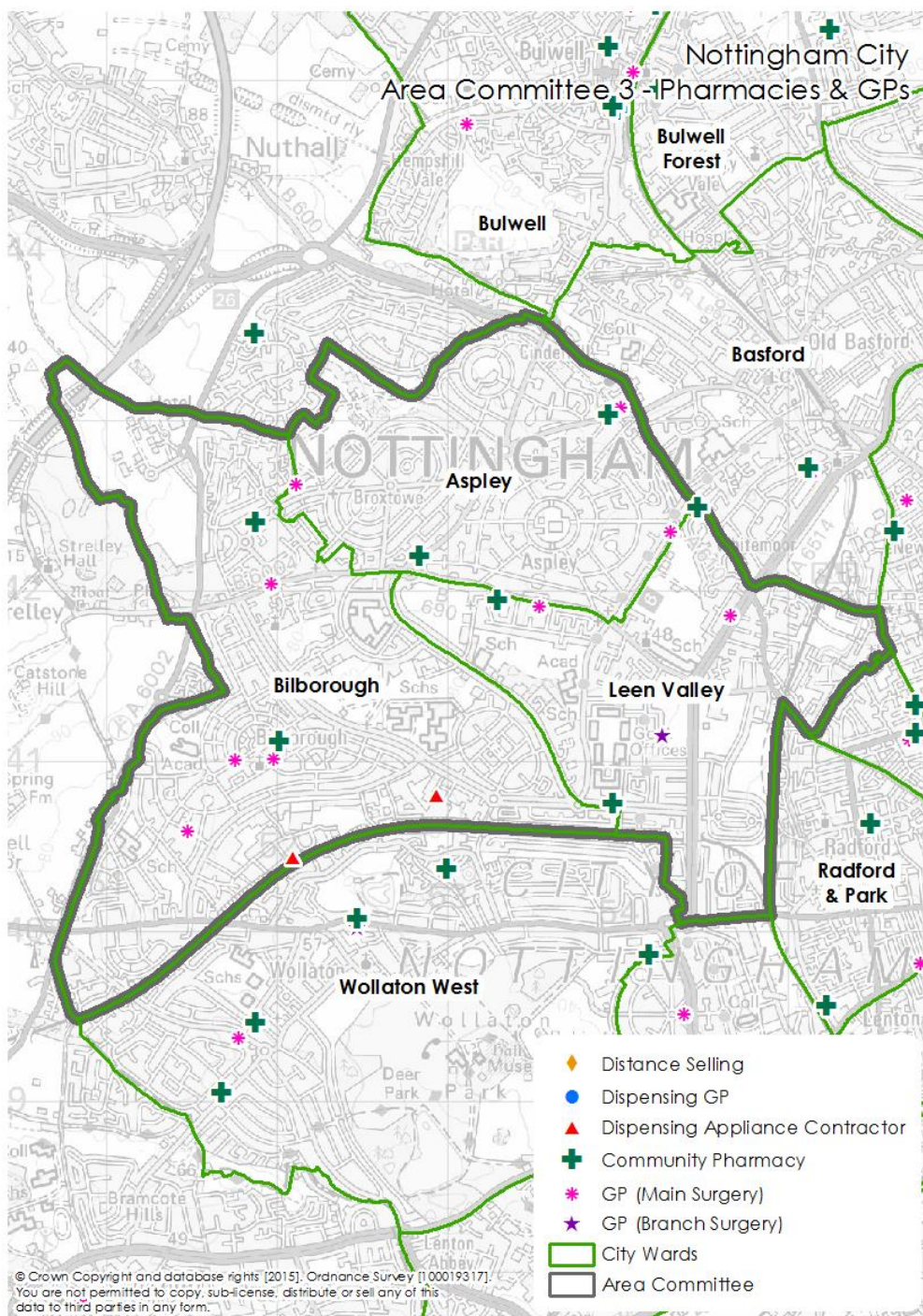
New Leaf Smoking Cessation services are available at 2 of the pharmacies in the LAC. This adds capacity to the wider New Leaf Specialist Stop Smoking Service available through a number of settings across the City (Appendix 6).

The range and distribution of advanced and enhanced services meets the needs of the population.

The projected housing plans are not expected to add appreciably to the population.

5.3 Health Profile of Local Area Committee 3 (Aspley, Bilborough and Leen Valley)

Figure 5.3.1 Map of pharmacies in LAC 3



Note: Pharmacies located very close to each other may overlap and be hidden on the map

Area Committee 3 (LAC 3) comprises 3 wards to the north and west of the City; Aspley, Bilborough and Leen Valley. There are 9 pharmacies and 11 GP practices in the area including 1 branch practice. Both of the City’s Dispensing Appliance Contractors are within

Nottingham City Pharmaceutical Needs Assessment

the LAC. Community pharmacies in the LAC3 area dispensed 56,274 items per month. Two pharmacies are open for 100 hours per week; 6 of the pharmacies are open on Saturday and 1 on Sunday.

Area Committee 3, has a population of 45,368 (2012 population estimate); 23,661 females and 21,707 males and accounts 14.7% of the City population. Just under two thirds (61.5%) of the population are of working age (16-65 years), lower than the City average of 71%. The largest ethnic group is Asian, making up 11.3% of the total; 72.1% of the population are White and 8.0% are of Black African or Caribbean ethnicity. In the over 64 age group, 92.1% of the population are White and the Asian population falls to 3.4%.

Figure 5.3.2 Population structure of LAC 3, 2012

3: Aspley, Bilborough, Leen Valley



Life expectancy for men in Area 3 ranges from 73.8 years in Bilborough to 76.8 years in Leen Valley. Female life expectancy ranges from 78.4 years in Bilborough to 81.7 years in Leen Valley. Bilborough ranks 6th lowest life expectancy for men and women in the City.

21 of the 27 Area Lower Super Output Areas are in the most deprived quintile (20%) in England, making LAC 3 the most deprived LAC in the City.

Nearly half of the households (43.9%) in LAC 3 have a no access to a car or van compared to 26% nationally and 44% in Nottingham City.

Area 3 has a low proportion of young people of student age compared to the City; 6.8% compared to 12.8% City wide. The area has the highest proportion of children under 5 years; 8.9% compared to City average of 6.6%. The area has a higher proportion of people over 84 years than the City average (figure 5.3.2) and is home to 16.8% of all people over 65 years and 20% of people age 85 years and over in the City.

Nottingham City Pharmaceutical Needs Assessment

There are 6,070 older people (over 64 years) living in LAC 3 of which 1,064 are 85 or over. There are 2,354 people aged 65 and over living alone (13.0% of households).

8.5% of the population feel their health is bad or very bad and 11.7% of the population report that their day to day activities are limited a lot. For the over 64 years population, 24.5% feel their health is bad or very bad and 39.1% report their day to day activities are limited a lot. Area 3 has the highest levels of poor health and limited daily activity across all LACs.

4,240 claimants of Disability Living Allowance live in Area 3 (August 2013), 15.2 % of people aged 16-64 years, compared to the 9.2% City average.

The teenage conception rate of 67.8 per 1000 (2009-2011) is higher than the City average of 56.8 conceptions per 1000 women aged 15-17 years and ranks highest of all LACs. Area 3 accounts for 25.4% of all teenage conceptions in the City (198 or 779 conceptions between 2009 and 2011).

Smoking prevalence is 29% similar to the City average (Citizens Survey, 2010-2012 pooled).

Current Provision

Residents of LAC3 have access to a range of pharmaceutical services commissioned to meet the needs of the area. The density of pharmacies is slightly under the average for the City at 2.0 pharmacies per 10,000 residents (see table 3.1).

Table 5.3 Services commissioned from pharmacies in LAC3

Nottingham City Pharmaceutical Services	LAC3
Medicines Use Review (MUR)	9
New Medicines Service	9
Not Dispensed Scheme	3
Pharmacy First	8
Palliative Care Drug Stockist Scheme	1
Emergency Supply Service	7
100 Hours	2
Healthy Living Lead	2
Smoking Cessation (New Leaf)	1
Pregnancy Testing	6
Emergency Hormonal Contraception	8
C-Card	8
Chlamydia Screening	1
Sexual Health / Chlamydia Treatment	3
Supervised Consumption	7
Needle Exchange	2
Number of Pharmacies	9

Future Developments

There will potentially be a net gain of 911 residential units in the area between 2014 and 2019. Outline planning permission has been granted for 475 units in Leen Valley and a large development of 300 in Bilborough. This may increase the LAC 3 population by 4-5% (approximately 2,250 people).

Statement of pharmaceutical need

The PNA found that that pharmaceutical need in LAC3 is adequately met by the current pharmacy providers.

Pharmaceutical need will be reviewed in 2018 when the PNA is revisited or in the event of significant changes affecting need.

Rationale

The population has high levels of poor health indicated by high smoking prevalence, low life expectancy, high teenage pregnancy and high levels of deprivation. A high proportion of people report poor health and limited daily activity and are likely to need a range of pharmacy based services.

The map shows that there are currently 9 pharmacies and 2 DACs within LAC 3. There is access to two 100 hour pharmacies in the area and weekend access is adequate. All parts of the LAC are within 1-1.5 km of a pharmacy either within the LAC or on its borders. The area is well served with bus services to the city centre.

The advanced and enhanced services currently provided by these pharmacies are shown in table 5.3. The opening hours of these pharmacies are shown in Appendix 7.

Patients with long term conditions usually have higher than average levels of pharmaceutical need and these needs are being met by a range of essential and advanced services available in pharmacies.

There are currently 2 needle exchanges within this LAC and the majority of pharmacies offer supervised consumption to meet the needs of drug users.

Local enhanced services relating to sexual health (Emergency Hormonal Contraception, C-Card Scheme, pregnancy testing, Chlamydia screening and treatment) are undertaken by most of the pharmacies in LAC3. These pharmacy based services add capacity to the wider sexual health services available across the City.

New Leaf Smoking Cessation services are available at one of the pharmacies in the LAC.

The range and distribution of advanced and enhanced services meets the needs of the population.

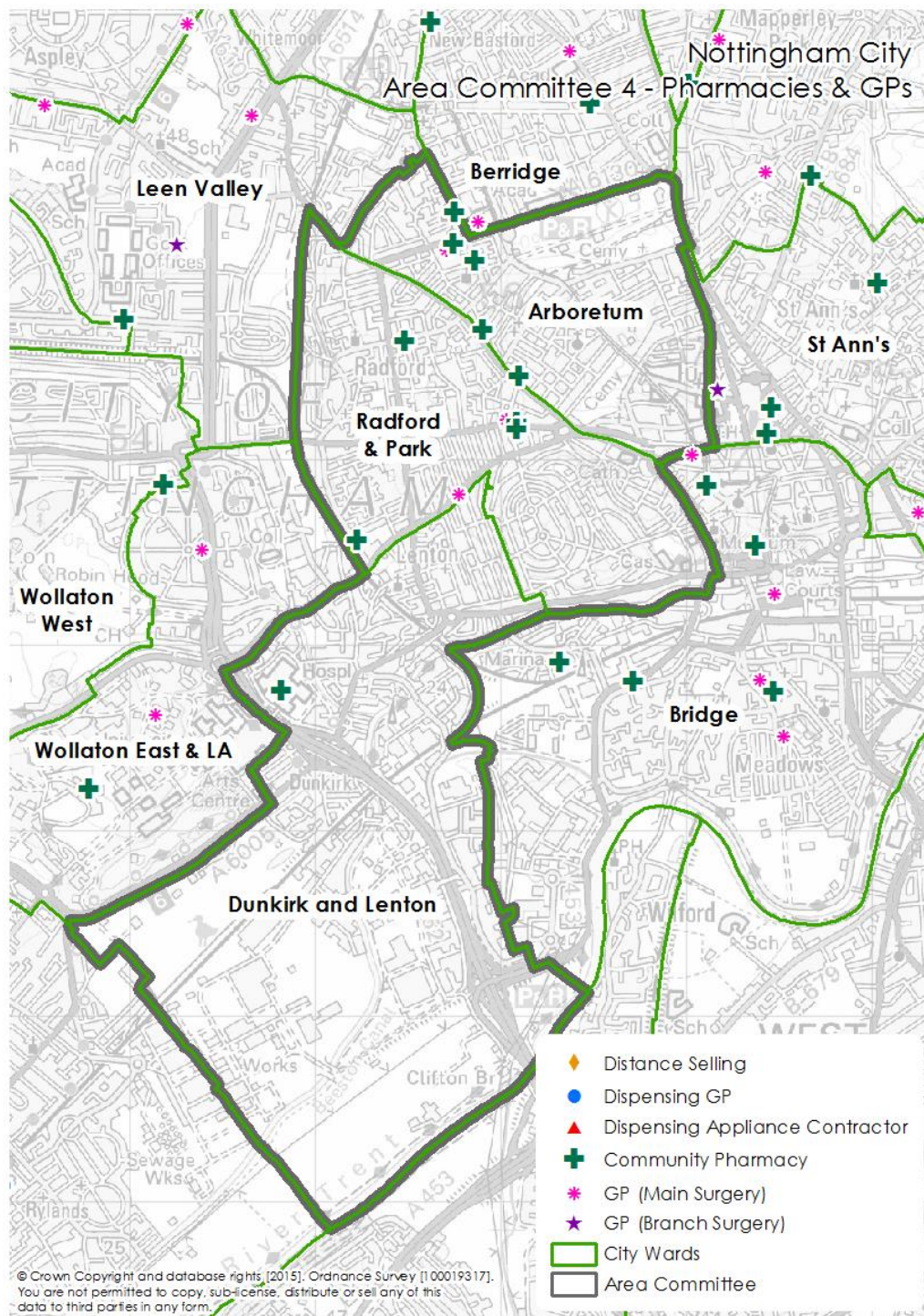
The projected housing plans may add around 5% to the population by 2019. The development at Woodhouse way in Bilborough is on the edge of the City. There is access to a pharmacy within 1km and several others within 2 km. Existing capacity should be sufficient. The planning application has considered access to facilities and concluded existing infrastructure was adequate; [Woodhouse Way Planning Application](#). The development at Chalfont Drive in Leen Valley is not expected to significantly impact on the local infrastructure and services [Chalfont Drive Development](#).

There has been a long running campaign for a pharmacy in a GP practice premises in Bilborough. However, there are at least 2 pharmacies less than 1 kilometre from the practice and applications to NHS England have already been turned down and their decision has been upheld on appeal to the Litigation Authority.

[http://www.nhs.uk/FHSAU/Documents/17134%20-%20Pharmaceutical%20Decisions%20\(2012\).pdf](http://www.nhs.uk/FHSAU/Documents/17134%20-%20Pharmaceutical%20Decisions%20(2012).pdf).

5.4 Health Profile of Local Area Committee 4 (Arboretum, Radford & Park and Dunkirk & Lenton)

Figure 5.4.1 Map of pharmacies in LAC 4



Note: Pharmacies located very close to each other may overlap and be hidden on the map

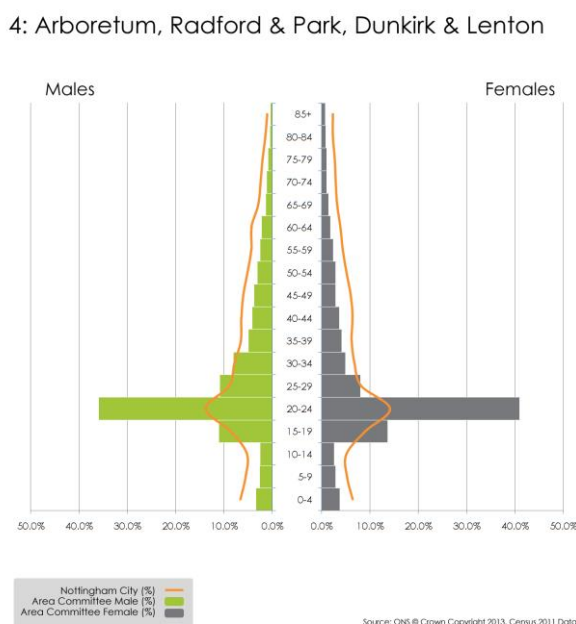
Area Committee 4 (LAC 4) comprises 3 wards running from the centre of the City to the south west. There are 10 community pharmacies and 10 GP practices in the area. In 2012/13, pharmacies in the LAC4 area dispensed 54,795 items per month. Three

Nottingham City Pharmaceutical Needs Assessment

pharmacies are open for 100 hours or more per week; eight of the pharmacies are open on Saturday and 4 on Sunday.

Area Committee 4 has a population 47,000 (2012 population estimate); 21,600 females and 25,500 males and accounts for just over 15% of the City population. Virtually all (86%) of the population are of working age (16-65 years), partly due to the large student population. The area is ethnically diverse with 61% of the population White, 21% Asian ethnicity and 9% Black and 7% mixed. In the over 64 age group (only 5% of the total population), 74% of the population are White; 12% are Asian and 12% Black.

Figure 5.4.2 Population structure of LAC 4, 2012



Life expectancy for men in Area 4 ranges from 69.4 years in Arboretum to 75 years in Dunkirk & Lenton. Female life expectancy ranges from 78.1 years in Arboretum to 82.7 years in Dunkirk & Lenton. Arboretum has the lowest Life Expectancy in the City for men and 2nd lowest for women, and Radford & Park rank 3rd and 4th lowest for women and men respectively. Life expectancy for women is good in Dunkirk & Lenton (17th) but average for men (10th).

Ten of the 24 Area 4 Lower Super Output Areas are in the most deprived quintile (20%) in England. Six of these are in Arboretum.

Over half of the households (53%) in LAC 4 have a no access to a car or van compared to 26% nationally and 44% in Nottingham City.

Almost a third of the population are aged 18-21 years (students) with only 3.5% under 5 years old and 5% aged 65 years and over.

There are 2,240 older people (over 64 years) living in Area 1 of which 250 are 85 years or over. There are 1,000 people aged 65 years and over living alone (6% of households).

4.4% of the population feel their health is bad or very bad and 5.3% of the population report that their day to day activities are limited a lot. For the over 64 years population, 21% feel their health is bad or very bad and 31% report their day to day activities are limited a lot.

Nottingham City Pharmaceutical Needs Assessment

1,655 claimants of Disability Living Allowance live in Area 4 (August 2013), 8.2 % of people aged 16-64, compared to the 9.2% City average.

The teenage conception rate of 57.2 per 1000 (2009-2011) is slightly higher than the City average of 56.8 conceptions per 1000 women aged 15-17 years and ranks 4th highest of the 8 LACs. Area 4 accounts for 6% of all teenage conceptions in the City (49 of 779 conceptions between 2009 and 2011).

Smoking prevalence is 26.6% compared with the City average of 29% (Citizens Survey, 2010-2012 pooled).

Current Provision

Residents of LAC4 have access to a range of pharmaceutical services commissioned to meet the needs of the area. The density of pharmacies is 2.1 pharmacies per 10,000 residents, slightly lower than the City average of 2.2 per 10,000 and the same as the England average of 2.1 per 10,000 (see table 3.1).

Table 5.4 Services commissioned from pharmacies in LAC 4

Nottingham City Pharmaceutical Services	LAC4
Medicines Use Review (MUR)	9
New Medicines Service	7
Not Dispensed Scheme	3
Pharmacy First	9
Palliative Care Drug Stockist Scheme	1
Emergency Supply Service	7
100 Hours	3
Healthy Living Lead	1
Smoking Cessation (New Leaf)	6
Pregnancy Testing	7
Emergency Hormonal Contraception	9
C-Card	9
Chlamydia Screening	3
Sexual Health / Chlamydia Treatment	6
Supervised Consumption	7
Needle Exchange	2
Number of Pharmacies	10

Future Developments

There will potentially be a net gain of 1,252 residential units in the area between 2014 and 2019 of which 491 are student accommodation. This may increase the LAC 4 population by around 5%.

Statement of pharmaceutical need

The PNA found that that pharmaceutical need in LAC4 is adequately met by the current pharmacy providers.

Pharmaceutical need will be reviewed in 2018 when the PNA is revisited or in the event of significant changes affecting need.

Nottingham City Pharmaceutical Needs Assessment

Rationale

The population profile is distorted by the very high proportion of students living in the area. The non- student population of Arboretum and parts of Radford & Park have high levels of health need, high levels of deprivation and diverse ethnicity. There are relatively few older people but they suffer poor health and are likely to need a range of pharmacy based services.

The map shows that there are currently 10 pharmacies within LAC 4. All areas of the LAC are within 1km of a pharmacy. There are three 100 hour pharmacies; 8 pharmacies open on Saturday and 4 open on Sunday.

The advanced and enhanced services currently provided by these pharmacies are shown in table 5.4. The opening hours of these pharmacies are shown in Appendix 7.

The Arboretum area is directly on the NCTX tram line meaning that pharmacies in the City centre are easily accessible to this population offering further choice and access. The new tram line, opening in 2015, will serve Dunkirk & Lenton.

Patients with long term conditions usually have higher than average levels of pharmaceutical need and these needs are being met by a range of essential and advanced services available in pharmacies.

Supervised consumption is available at 7 pharmacies and there are currently 2 needle exchanges within this LAC (table 5.4) to meet the needs of drug users.

The population is relatively young and has a high proportion of students. Sexual Health services are available at most of the pharmacies. These pharmacy based services add capacity to the wider sexual health services available across the City.

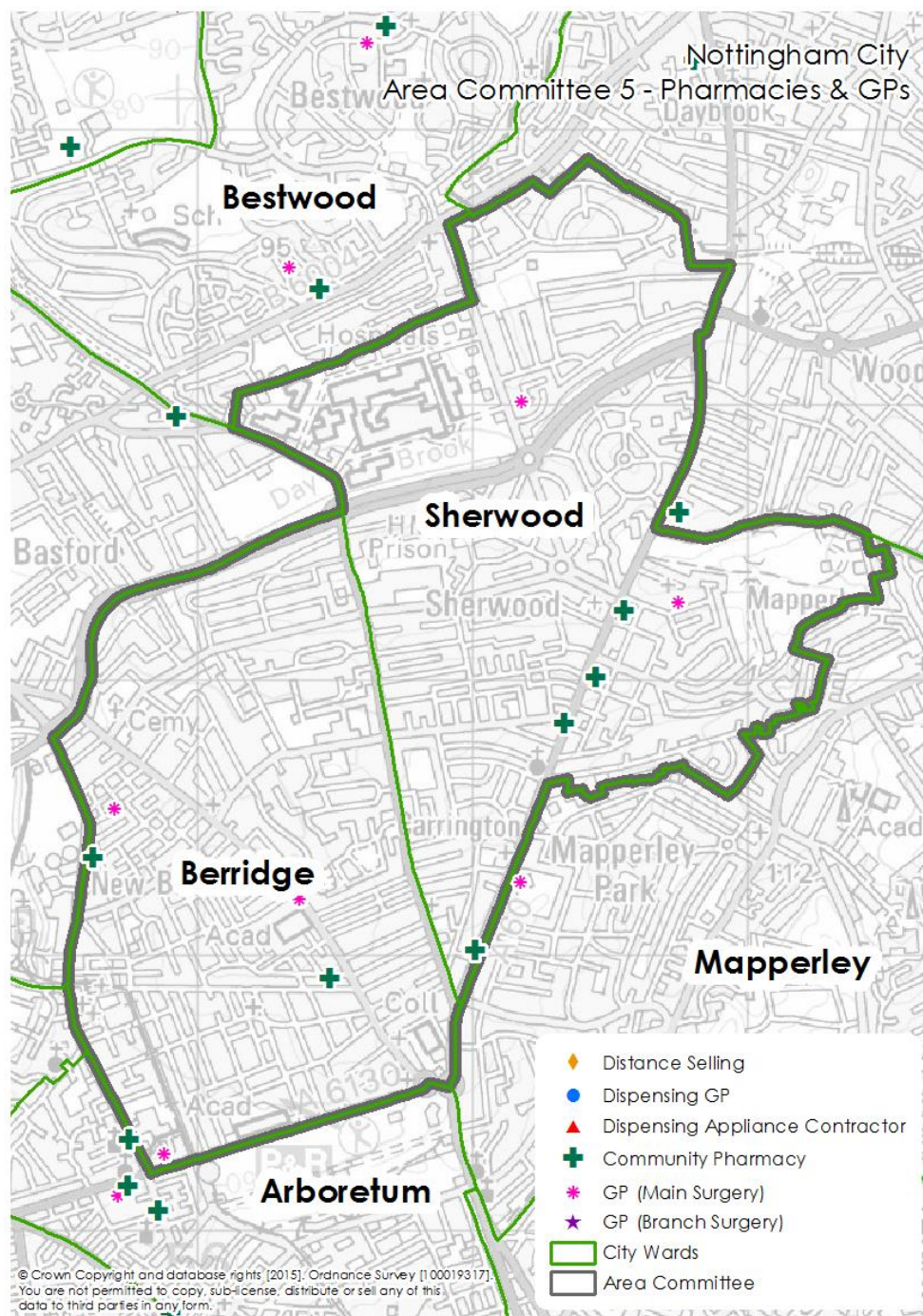
New Leaf Smoking Cessation services are available at 6 of the pharmacies in the LAC. This adds capacity to the wider New Leaf Specialist Stop Smoking Service available through a number of settings across the City (Appendix 6).

The range and distribution of advanced and enhanced services meets the needs of the population.

The projected housing plans may add around 5% to the population by 2019. This is an urban area well provided with pharmacies offering a range of services. Existing capacity should be sufficient.

5.5 Health Profile of Local Area Committee 5 (Berridge and Sherwood wards)

Figure 5.5.1 Map of pharmacies in LAC 5



Note: Pharmacies located very close to each other may overlap and be hidden on the map

LAC 5 comprises 2 wards to the centre and east of the City; Berridge and Sherwood. There are 8 pharmacies and 7 GP practices in the area. Sherwood also has the Continence Prescription Service. In 2012/13, pharmacies in the LAC5 area dispensed 27,965 items per

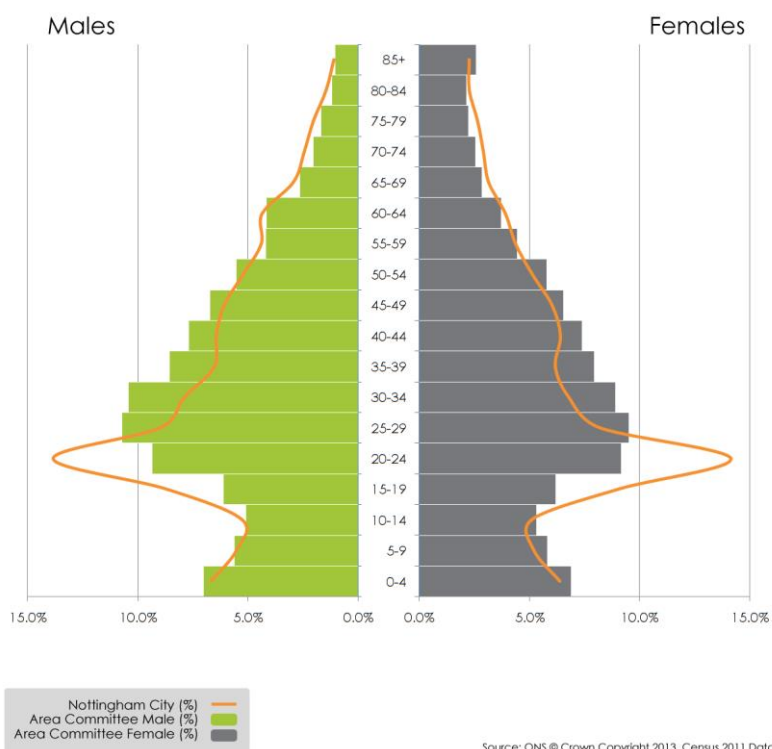
Nottingham City Pharmaceutical Needs Assessment

month. One pharmacy is open for 100 hours per week; 6 of the pharmacies are open on Saturday and 3 on Sunday.

Area Committee 5 has a population of 34,207 (2012 population estimate), 16,732 females and 17,475 males and accounts 11.1% of the City population. Over two thirds (71%) of the population are of working age (16-65 years), same as the City average of 71%. The area is ethnically diverse; 67% of the population are white; 18% Asian and 7% Black with a further 6% of mixed ethnicity. In the over 64 age group, 85% of the population are White, 6% Black and 8% Asian. This suggests that the BME groups are relatively young.

Figure 5.5.2 Population structure of LAC 5, 2012

5: Berridge, Sherwood



Life expectancy for men in Area 5 ranges from 73.9 years in Berridge to 75.7 years in Sherwood. Female life expectancy ranges from 79.6 years in Berridge to 82.1 years in Sherwood. Both wards are similar to the City average.

Eight of the 21 LAC 5 Lower Super Output Areas (38%) are in the most deprived quintile (20%) in England, making LAC 5 relatively affluent compared to the rest of the City.

Over a third of the households (39.5%) in LAC 5 have a no access to a car or van compared to 26% nationally and 44% in Nottingham City.

Area 5 has a lower proportion of young people of student age compared to the City; suggesting that there are relatively few students in the area, though there is a higher proportion of young adults aged 20-35 years. The area has a slightly higher proportion of children under 5 years; 7.7% compared to City average of 6.6%. The area is home to 12% of all people over 85 years in the City.

Nottingham City Pharmaceutical Needs Assessment

There are 3,600 older people (over 64 years) living in Area 5, of which 642 are 85 years or over. There are 1,364 people aged 65 years and over living alone (9.6% of households).

5.6% of the population feel their health is bad or very bad and 7.6% of the population report that their day to day activities are limited a lot. For the over 64 years population, 19.2% feel their health is bad or very bad and 31.9% report their day to day activities are limited a lot.

2,010 claimants of Disability Living Allowance live in Area 5 (August 2013); 8.3 % of people aged 16-64, compared to the 9.2% City average.

The teenage conception rate of 45.9 per 1000 (2009-2011) is lower than the City average of 56.8 conceptions per 1000 women aged 15-17 years and ranks 2nd lowest of the 8 LACs. Area 5 accounts for 9.5% of all teenage conceptions in the City (74 of 779 conceptions between 2009 and 2011).

Smoking prevalence is 27.7% compared with the City average of 29% (Citizens Survey, 2010-2012 pooled) and is the 3rd lowest rate in the City.

Current Provision

Residents of LAC5 have access to a range of pharmaceutical services commissioned to meet the needs of the area. The density of pharmacies is 2.3 pharmacies per 10,000 residents, similar to the City average of 2.2 per 10,000 and higher than the England average of 2.1 per 10,000 (see table 3.1).

Table 5.5 Services commissioned from pharmacies in LAC 5

Nottingham City Pharmaceutical Services	LAC5
Medicines Use Review (MUR)	8
New Medicines Service	2
Not Dispensed Scheme	2
Pharmacy First	7
Palliative Care Drug Stockist Scheme	1
Emergency Supply Service	4
100 Hours	1
Healthy Living Lead	1
Smoking Cessation (New Leaf)	3
Pregnancy Testing	5
Emergency Hormonal Contraception	6
C-Card	6
Chlamydia Screening	0
Sexual Health / Chlamydia Treatment	5
Supervised Consumption	5
Needle Exchange	0
Number of Pharmacies	8

Future Developments

There will potentially be a net gain of 180 residential units in the area between 2014 and 2019.

Statement of pharmaceutical need

The PNA found that that pharmaceutical need in LAC5 is adequately met by the current pharmacy providers.

Pharmaceutical need will be reviewed in 2018 when the PNA is revisited or in the event of significant changes affecting need.

Rationale

The population is relatively healthy compared to other areas in the City and has a young population. Smoking prevalence and teenage pregnancy are lower than the City average.

The map shows that there are currently 8 pharmacies within LAC offering a range of services. There are 2.3 pharmacies per 10,000 population, slightly higher than the city average. All areas of the LAC are within 1 km of a pharmacy and one is open for 100 hours per week.

The advanced and enhanced services currently provided by these pharmacies are shown in Table 5.5. The opening hours of these pharmacies are shown in Appendix 7.

Pharmacies in the City centre are easily accessible by bus to this population offering further choice and access.

Patients with long term conditions usually have higher than average levels of pharmaceutical need and these needs are being met by a range of essential and advanced services available in pharmacies.

Local enhanced services relating to sexual health (Emergency Hormonal Contraception, C-Card Scheme, pregnancy testing, Chlamydia treatment) with the exception of Chlamydia screening are undertaken by at least 5 pharmacies in LAC5. These pharmacy based services add capacity to the wider sexual health services available across the City. GUM is based at City Hospital which is located in LAC5.

New Leaf Smoking Cessation services are available at 3 of the pharmacies in the LAC. This adds capacity to the wider New Leaf Specialist Stop Smoking Service available through a number of settings across the City (Appendix 6).

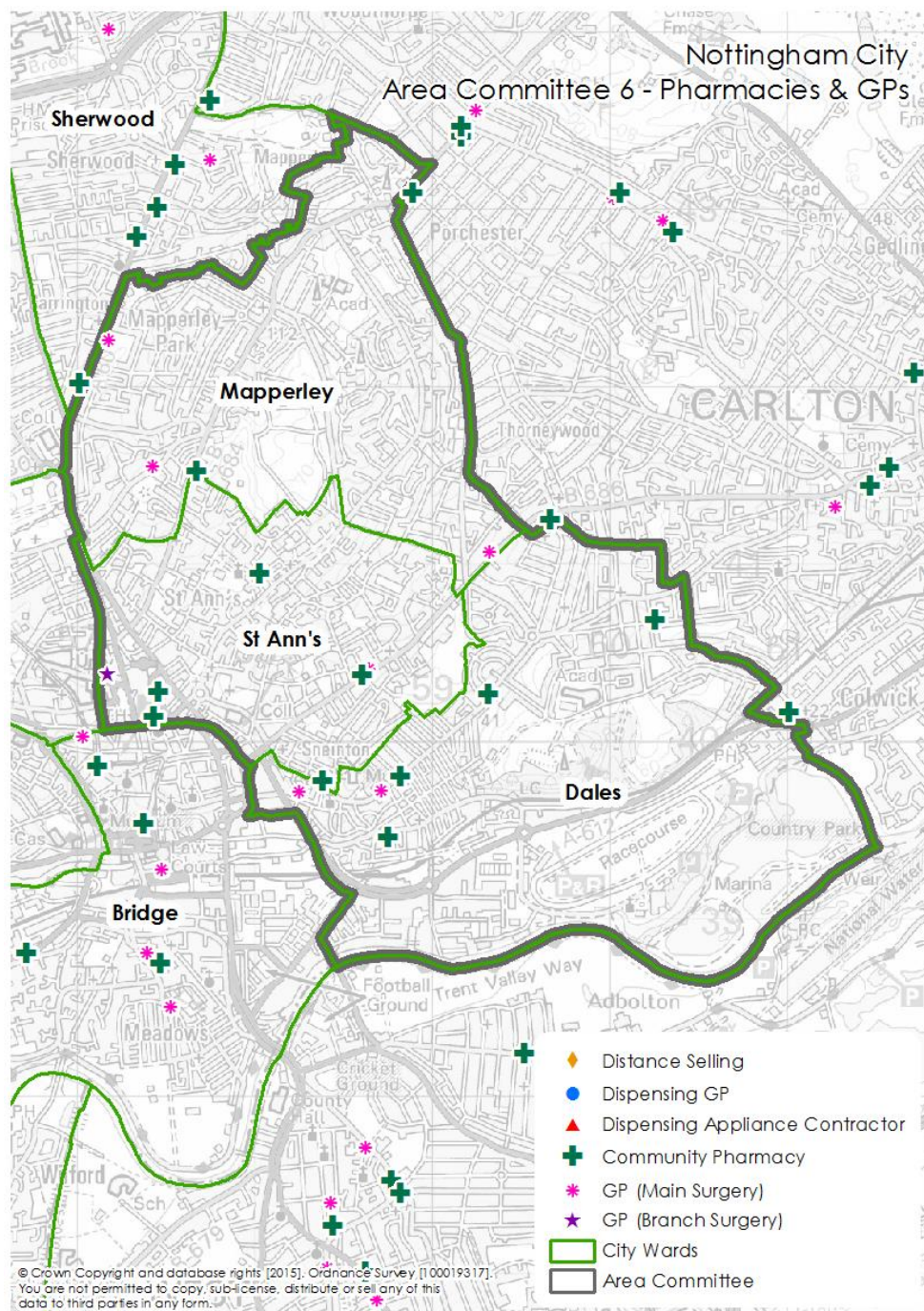
Supervised consumption is available at 5 pharmacies within this LAC (table 5.5) to meet the needs of drug users.

The range and distribution of advanced and enhanced services meets the needs of the population.

The projected housing plans are not expected to impact on the population by 2019. Existing capacity should be sufficient.

5.6. Health Profile of Local Area Committee 6 (Dales, Mapperley and St Ann's)

Figure 5.6.1 Map of pharmacies in LAC 6



Note: Pharmacies located very close to each other may overlap and be hidden on the map

Area Committee 6 (LAC 6) comprises 3 wards to the east of the City; Dales, Mapperley and St Ann's. There are 10 pharmacies and 13 GP practices in the area including 1 branch practice. In 2012/13, pharmacies in the LAC6 area dispensed 64,436 items per month.

Nottingham City Pharmaceutical Needs Assessment

Seven of the pharmacies are open on Saturday and one on Sunday. 100 hour pharmacies are available in the neighbouring LACs.

Area Committee 6 has a population of 51,963 (2012 population estimate), 25,237 females and 26,726 males and accounts 16.8% of the City population. It is the most populated of the 8 LACs. Over two thirds (72%) of the population are of working age (16-65 years), similar to the City average of 71%. The area is very ethnically diverse; only 65% of the population are white; 15% Asian and 10% Black. In the over 64 age group, 86% of the population are White, 8% Black and 5% Asian. This suggests that the Black population is aging but the Asian population is relatively young.

Figure 5.6.2 Population structure of LAC 6, 2012

6: Mapperley, Dales & St Anns



Life expectancy for men in Area 6 ranges from 70.6 years in St Ann's to 75.2 years in Dales. Female life expectancy ranges from 76.8 years in St Ann's to 80.3 years in Dales. St Ann's has the worst life expectancy in the City for women and the 2nd worst for men. Dales and Mapperley are mid ranking.

Sixteen of the 27 Area 6 Lower Super Output Areas (LSOAs) are in the most deprived quintile (20%) in England, making LAC 6 relatively deprived compared to the rest of the City. All 9 of the LSOAs in St Ann's are in the most deprived national quintile.

Half of the households (49.8%) in LAC 6 have a no access to a car or van compared to 26% nationally and 44% in Nottingham City.

Area 6 has a similar proportion of young people of student age compared to the City; 10.6% compared to 12.8% City wide. The area has a similar proportion of children under 5 years; 6.8% compared to City average of 6.6%. The area also has a similar proportion of older people than the City average (figure 5.6.2) and is home to 12% of all people over 85 years in the City.

There are 5,460 older people (over 64 years) living in Area 6, of which 759 are 85 years or over. There are 2,056 people aged 65 years and over living alone (9% of households).

Nottingham City Pharmaceutical Needs Assessment

6.8% of the population feel their health is bad or very bad and 8.9% of the population report that their day to day activities are limited a lot. For the over 64 years population, 20.6% feel their health is bad or very bad and 33.1% report their day to day activities are limited a lot.

3,535 claimants of Disability Living Allowance live in Area 6 (August 2013); 9.4 % of people aged 16-64 years, compared to the 9.2% City average.

The teenage conception rate of 53.0 per 1000 (2009-2011) is similar to the City average of 56.8 conceptions per 1000 women aged 15-17 years and ranks lowest of the 8 LACs. Area 6 accounts for 15% of all teenage conceptions in the City (115 of 779 conceptions between 2009 and 2011).

Smoking prevalence is 33.4% compared with the City average of 29% (Citizens Survey, 2010-2012 pooled) and is the highest rate in the City.

Current Provision

Residents of LAC6 have access to a range of pharmaceutical services commissioned to meet the needs of the area. The density of pharmacies is 1.9 pharmacies per 10,000 residents, slightly lower than the City average of 2.2 per 10,000 (see table 3.1).

Table 5.6 Services commissioned from pharmacies in LAC 6

Nottingham City Pharmaceutical Services	LAC6
Medicines Use Review (MUR)	9
New Medicines Service	9
Not Dispensed Scheme	5
Pharmacy First	10
Palliative Care Drug Stockist Scheme	2
Emergency Supply Service	5
100 Hours	0
Healthy Living Lead	3
Smoking Cessation (New Leaf)	4
Pregnancy Testing	6
Emergency Hormonal Contraception	8
C-Card	7
Chlamydia Screening	1
Sexual Health / Chlamydia Treatment	5
Supervised Consumption	10
Needle Exchange	2
Number of Pharmacies	10

Future Developments

There will potentially be a net gain of 453 residential units in the area between 2014 and 2019.

Statement of pharmaceutical need

The PNA found that that pharmaceutical need in LAC6 is adequately met by the current pharmacy providers.

Nottingham City Pharmaceutical Needs Assessment

Pharmaceutical need will be reviewed in 2018 when the PNA is revisited or in the event of significant changes affecting need.

Rationale

This area is very diverse ranging from high levels of deprivation in St Ann's to relative affluence in Mapperley. St Ann's in particular has high levels of poor health indicated by high smoking prevalence, low life expectancy, high teenage pregnancy and high levels of benefits dependency and is likely to need a range of pharmacy based services.

The map shows that there are currently 10 pharmacies within LAC 6 offering a range of services. There are 1.9 pharmacies per 10,000 population slightly lower than the City average of 2.2 per 10,000 and the England average of 2.1 per 10,000. All areas of the LAC are within 1.5km of a pharmacy.

The advanced and enhanced services currently provided by these pharmacies are shown in table 5.6. The opening hours of these pharmacies are shown in Appendix 7.

The area is well served by public transport meaning that pharmacies in the City centre are easily accessible to this population offering further choice and access.

Patients with long term conditions usually have higher than average levels of pharmaceutical need and these needs are being met by a range of essential and advanced services available in pharmacies.

There are currently 2 needle exchanges within this LAC and the all of the pharmacies offer supervised consumption to meet the needs of drug users.

Local enhanced services relating to sexual health (Emergency Hormonal Contraception, C-Card Scheme, pregnancy testing, Chlamydia screening and treatment) are undertaken by most of the pharmacies in LAC6. These pharmacy based services add capacity to the wider sexual health services available across the City.

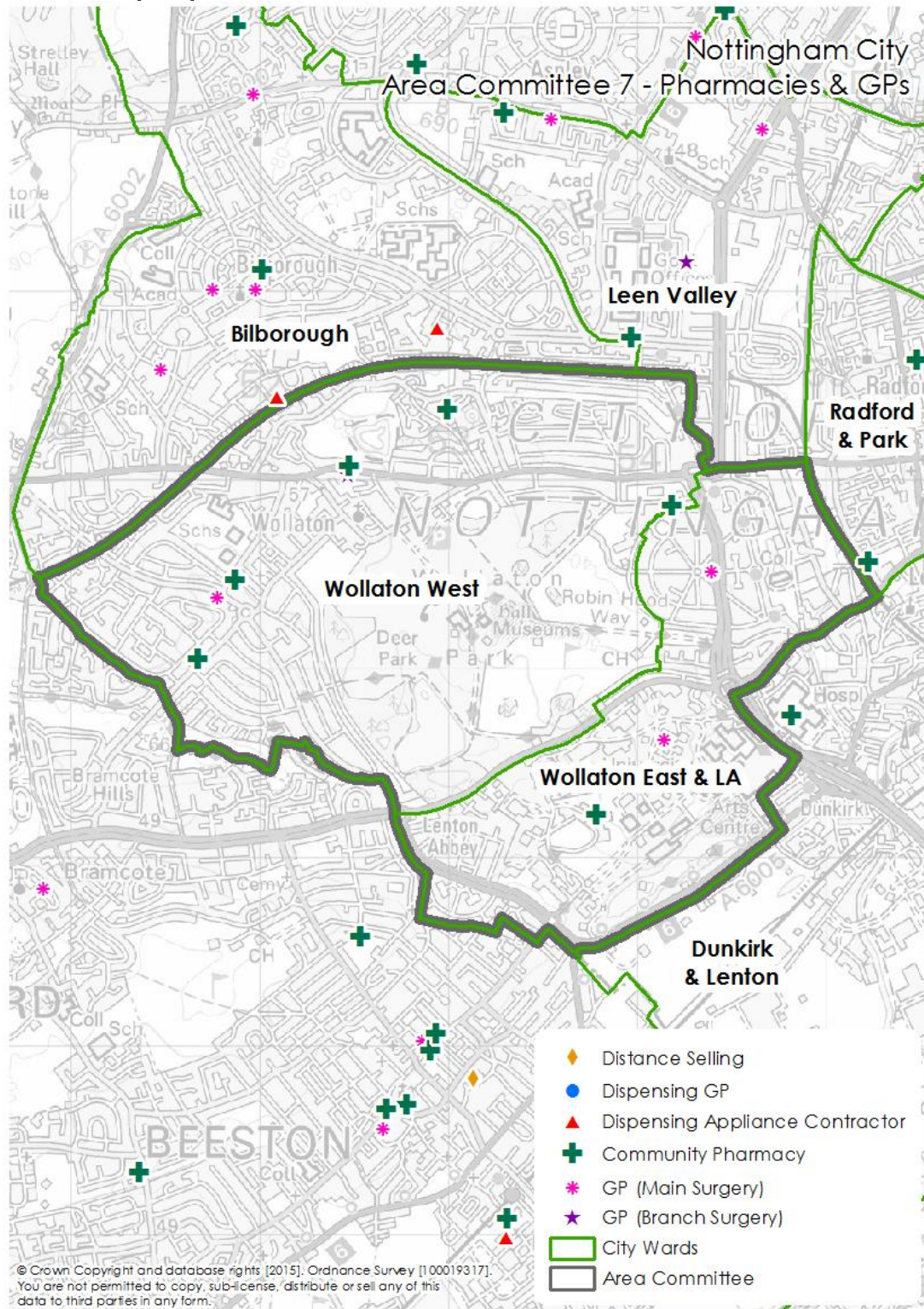
New Leaf Smoking Cessation services are available at 4 of the pharmacies in the LAC. This adds capacity to the wider New Leaf Specialist Stop Smoking Service available through a number of settings across the City (Appendix 9).

The range and distribution of advanced and enhanced services meets the needs of the population.

The projected housing plans are not expected to impact on the population by 2019. Existing capacity should be sufficient.

5.7 Health Profile of Local Area Committee 7 (Wollaton East & Lenton Abbey and Wollaton West)

Figure 5.7.1 Map of pharmacies in LAC 7



Note: Pharmacies located very close to each other may overlap and be hidden on the map

Nottingham City Pharmaceutical Needs Assessment

Area Committee 7 (LAC 7) comprises 2 wards to the west of the City; Wollaton East & Lenton Abbey (WELA) and Wollaton West. There are 6 pharmacies and 5 GP practices in the area including 1 branch practice. One of the pharmacies is a distance-selling pharmacy. The NEMS out of hours service is located in WELA. In 2012/13, pharmacies in the LAC7 area dispensed 24,167 items per month. Two pharmacies are open on Saturday morning; none are open on Sunday. There are three 100 hour pharmacies in the neighbouring LAC 4.

Area Committee 7, the smallest of the LACs has a population of 25,040 (2012 population estimate); 12,420 females and 12,620 males and accounts 8% of the City population. Over two thirds (71%) of the population are of working age (16-65 years), similar to the City average of 71%. The area has a large Asian population making up 20% of the total; 71% of the population are White and 3.4% are of Black African or Caribbean ethnicity. In the over 64 years age group, 92% of the population are White and the Asian population falls to 5.5%.

Figure 5.7.2 Population structure of LAC 7, 2012

7: Wollaton West, Wollaton East & Lenton Abbey



Life expectancy for men in Area 7 ranges from 78.2 years in WELA to 83.3 years in Wollaton West. Female life expectancy ranges from 83.5 years in WELA to 87.2 years in Wollaton West. Wollaton West has the highest life expectancy in the City for both men and women. WELA ranks 2nd highest for men and 3rd highest for women.

None of the 13 LAC 7 Lower Super Output Areas are in the most deprived quintile (20%) in England, making LAC 7 the most affluent area in the City.

A quarter of the households (25.5%) in LAC 7 have a no access to a car or van compared to 26% nationally and 44% in Nottingham City.

Area 7 has a high proportion of young people of student age compared to the City; 22.5% compared to 12.8% City wide. The area a lower proportion of children under 5 years; 4.8% compared to the City average of 6.6%. The area has a higher proportion of older people than the City average (figure 5.7.2) and is home to 12% of all people over 85 years in the City.

Nottingham City Pharmaceutical Needs Assessment

There are 3,740 older people (over 64 years) living in Area 7, of which 640 are 85 years or over. There are 1,216 people aged 65 years and over living alone (15% of households).

5.3% of the population feel their health is bad or very bad and 8.3% of the population report that their day to day activities are limited a lot. For the over 64 years population, 13.9% feel their health is bad or very bad and 25.4% report their day to day activities are limited a lot.

940 claimants of Disability Living Allowance live in Area 7 (August 2013); 5.3 % of people aged 16-64 years, compared to the 9.2% City average.

The teenage conception rate of 27.4 per 1000 (2009-2011) is lower than the City average of 56.8 conceptions per 1000 women age 15-17 years and ranks lowest of the 8 LACs. Area 7 accounts for 3.2% of all teenage conceptions in the City (25 of 779 conceptions between 2009 and 2011).

Smoking prevalence is 22% compared with City average of 29% (Citizens Survey, 2010-2012 pooled).

Current Provision

Residents of LAC7 have access to a range of pharmaceutical services commissioned to meet the needs of the area. The density of pharmacies is 2.4 pharmacies per 10,000 residents, higher than the City average of 2.2 per 10,000 (see table 3.1).

Table 5.7 Services commissioned from pharmacies in LAC 7

Nottingham City Pharmaceutical Services	LAC7
Medicines Use Review (MUR)	6
New Medicines Service	6
Not Dispensed Scheme	2
Pharmacy First	5
Palliative Care Drug Stockist Scheme	0
Emergency Supply Service	5
100 Hours	0
Healthy Living Lead	2
Smoking Cessation (New Leaf)	2
Pregnancy Testing	4
Emergency Hormonal Contraception	5
C-Card	5
Chlamydia Screening	1
Sexual Health / Chlamydia Treatment	2
Supervised Consumption	4
Needle Exchange	0
Number of Pharmacies	6

Future Developments

There will potentially be a net gain of 14 residential units in the area between 2014 and 2019.

Statement of pharmaceutical need

The PNA found that that pharmaceutical need in LAC7 is adequately met by the current pharmacy providers.

Pharmaceutical need will be reviewed in 2018 when the PNA is revisited or in the event of significant changes affecting need.

Rationale

This is a relatively affluent population with high life expectancy, low smoking prevalence, low teenage conception rates and low benefits dependency. The area is ethnically diverse and apart from a large student population, has an older age profile than the City average.

The map shows that there are currently 6 pharmacies within LAC offering a range of services. There are 2.4 pharmacies per 10,000 population, higher than the City average of 2.2 per 10,000. All areas of the LAC are within 1km of a pharmacy either within the LAC or in nearby Beeston (Nottinghamshire). Weekend opening is limited but there are a number of 100 hour pharmacies in neighbouring LACs.

The advanced and enhanced services currently provided by these pharmacies are shown in table 5.7. The opening hours of these pharmacies are shown in Appendix 7.

The area is well supplied with public transport and car ownership is high meaning that pharmacies in the City centre are easily accessible to this population offering further choice and access.

Patients with long term conditions usually have higher than average levels of pharmaceutical need and these needs are being met by a range of essential and advanced services available in pharmacies.

4 of the pharmacies offer supervised consumption to meet the needs of drug users.

All of the local enhanced services relating to sexual health (Emergency Hormonal Contraception, C-Card Scheme, pregnancy testing, Chlamydia screening and treatment) are undertaken by at least one of the pharmacies in LAC7. These pharmacy based services add capacity to the wider sexual health services available across the City.

New Leaf Smoking Cessation services are available at 2 of the pharmacies in the LAC. This adds capacity to the wider New Leaf Specialist Stop Smoking Service available through a number of settings across the City (Appendix 6).

The projected housing plans are not expected to impact on the population by 2019. Existing capacity should be sufficient.

Nottingham City Pharmaceutical Needs Assessment

9 GP practices in the area including 1 branch practice with good spread across the LAC on either side of the River Trent. The walk in centre is also located in Bridge ward and the Nottingham Homeless team at the Health Shop. In 2012/13 pharmacies in the LAC8 area dispensed 54,084 items per month. Two pharmacies are open for 100 hours or more per week; seven of the pharmacies are open on Saturday and 3 on Sunday.

LAC 8 has a population of 42,300 (2012 population estimate); 20,784 females and 21,512 males and accounts for 13.7% of the City population. Over two thirds (70%) of the population are of working age (16-65 years), similar to the City average of 71%. 80.3% of the population are White, 9.1% are of Asian ethnicity and 4.5% are of Black African or Caribbean ethnicity. In the over 64 age group, 95% of the population are White.

Figure 5.8.2 Population structure of LAC 8, 2012

8: Bridge, Clifton North, Clifton South



Life expectancy for men in Area 8 ranges from 73.7 years in Bridge to 76.3 years in Clifton South. Female life expectancy ranges from 78.3 years in Bridge to 81.4 years in Clifton South. Bridge ranks 5th and 4th lowest life expectancy for wards in the City for males and females respectively, Clifton South ranks 14th and 13th for Males and Females respectively.

Ten of the 24 Area 8 Lower Super Output Areas are in the most deprived quintile (20%) in England.

Almost half of the households (44%) in LAC 8 have a no access to a car or van compared to 26% nationally and 44% in Nottingham City.

Area 8 has a similar proportion of young people of student age to the City; 10.5% compared to 12.8% City wide, due to location of a university campus in Clifton. The area has a similar proportion of children under 5 years; 6.1% compared to the City average of 6.6%. The area has a higher proportion of older people than the City average (figure 5.8.2) and is home to 17.6% of all people over 85 years in the City.

There are 5,900 older people (over 64 years) living in Area 8, of which 939 are 85 years or over. There are 2,424 people aged 65 years and over living alone (13% of households).

Nottingham City Pharmaceutical Needs Assessment

6.8% of the population feel their health is bad or very bad and 9.9% of the population report that their day to day activities are limited a lot. For the over 64 years population, 20.5% feel their health is bad or very bad and 34.3% report their day to day activities are limited a lot. 2,690 claimants of Disability Living Allowance live in Area 8 (August 2013); 9.1 % of people aged 16-64 years, compared to the 9.2% City average.

The teenage conception rate of 47.7 per 1000 (2009-2011) is lower than the City average of 56.8 conceptions per 1000 women aged 15-17 years and ranks 3rd lowest of the 8 LACs. Area 8 accounts for 10.7% of all teenage conceptions in the City (83 of 779 conceptions between 2009 and 2011).

Smoking prevalence is 30.6% compared with the City average of 29% (Citizens Survey, 2010-2012 pooled).

Current Provision

Residents of LAC8 have access to a range of pharmaceutical services commissioned to meet the needs of the area. The density of pharmacies is 2.4 pharmacies per 10,000 residents, higher than the City average of 2.2 per 10,000 (see table 3.1).

Table 5.8 Services commissioned from pharmacies in LAC 8

Nottingham City Pharmaceutical Services	LAC8
Medicines Use Review (MUR)	9
New Medicines Service	10
Not Dispensed Scheme	4
Pharmacy First	10
Palliative Care Drug Stockist Scheme	4
Emergency Supply Service	7
100 Hours	2
Healthy Living Lead	1
Smoking Cessation (New Leaf)	5
Pregnancy Testing	7
Emergency Hormonal Contraception	9
C-Card	9
Chlamydia Screening	
Sexual Health / Chlamydia Treatment	4
Supervised Consumption	9
Needle Exchange	3
Number of Pharmacies	10

Future Developments

There will potentially be a net gain of 1068 residential units in the area between 2014 and 2019, of which 459 are student accommodation. This may increase the LAC 8 population by around 5%.

Statement of pharmaceutical need

The PNA found that that pharmaceutical need in LAC8 is adequately met by the current pharmacy providers.

Nottingham City Pharmaceutical Needs Assessment

Pharmaceutical need will be reviewed in 2018 when the PNA is revisited or in the event of significant changes affecting need.

Rationale

The population has average levels of poor health as indicated by smoking prevalence and teenage pregnancy rates. However, the Meadows area of Bridge ward is very deprived with low life expectancy, high teenage pregnancy and high levels of benefits dependency, and Clifton has a high proportion of older people. Therefore the area is likely to need a range of pharmacy based services.

The map shows that there are currently 10 pharmacies within the LAC. There are 2.4 pharmacies per 10,000 population, higher than the City average of 2.2 per 10,000. All areas of the LAC are within 1km of a pharmacy and there are two 100 hour pharmacies.

A proposal to provide prescribing at the walk in centre, rather than direct provision of medicines to patients may generate a need for a late opening pharmacy (after 6pm) in the area. The nearest late opening pharmacy would be Sainsbury's on Castle Marina. Provision of a 100 hour service may need to be reviewed in the city centre area if the proposal to provide prescribing is adopted.

The advanced and enhanced services currently provided by these pharmacies are shown in table 6.8. The opening hours of these pharmacies are shown in Appendix 7.

The area is on the new NCTX tram line which opens in 2015, meaning that pharmacies in the City centre and West Bridgford are easily accessible to this population offering further choice and access.

Patients with long term conditions usually have higher than average levels of pharmaceutical need and these needs are being met by a range of essential and advanced services available in pharmacies.

There are currently 3 needle exchanges within this LAC and the majority of pharmacies offer supervised consumption to meet the needs of drug users.

With the exception of chlamydia screening, all of the local enhanced services relating to sexual health (Emergency Hormonal Contraception, C-Card Scheme, pregnancy testing, Chlamydia screening and treatment) are undertaken by a number of pharmacies in LAC8. These pharmacy based services add capacity to the wider sexual health services available across the City.

New Leaf Smoking Cessation services are available at 5 of the pharmacies in the LAC. This adds capacity to the wider New Leaf Specialist Stop Smoking Service available through a number of settings across the City (Appendix 6).

The range and distribution of advanced and enhanced services meets the needs of the population.

The projected housing plans are not expected to add appreciably to the population. The largest non-student development of 350 units is the site on Queens Road near Hooters. This area has access to pharmacies in the City centre and in West Bridgford.

6. Summary

The PNA has not identified any significant gaps in pharmaceutical services for the Nottingham City population. Nottingham City is well served by community pharmacies providing a range of services sensitive to local health needs. Access is good and there is a good spread of pharmacies with longer opening hours and open at weekends.

A public consultation on pharmacy services did not identify any significant issues with current provision. Over half of respondents to the public survey expressed an interest in additional services that could be provided by pharmacies. These include weight management, NHS Health Checks, cholesterol testing, blood pressure monitoring and seasonal vaccinations. However the consultation response rate was very low (74 responses in total) and not representative of the City population so commissioners would be advised to carry out further research in this area before committing to new services.

Pharmacy based NHS Healthchecks and weight management services have been piloted in Nottingham City but uptake was poor and they have been discontinued. Reasons for poor uptake of Health Checks and weight management need to be understood and addressed before new services are introduced.

Nottingham City CCG has noted that the LACs are co-terminus with the development of the Nottingham City CCG Care Delivery Groups (CDGs) incorporating groups of GP practices, multi-disciplinary neighbourhood teams, social care link workers and care coordinators. It is anticipated that pharmacists will be linked to these emerging CDGs and will have a greater opportunity to participate in multi-disciplinary team working.

Community pharmacy delivery staff may be one of the key groups who can help to identify isolated older people (a map of care homes and pharmacies is included in Appendix 11). In addition, the skills of community pharmacies could be utilised in other areas. For instance studies have shown that there is a risk of medication errors in care homes and there may be scope for improvement in how medicines are dispensed, administered and monitored for patients in residential care and nursing home settings⁷.

The widespread access to community pharmacies across Nottingham City provides an opportunity to make better use of the skills and experience of this workforce to contribute to improvements in health and wellbeing. Commissioners of services may wish to explore new delivery models to utilise this resource and raise awareness of existing services through advertising. Commissioning of new services would need to be considered subject to further research into need, acceptability, clear evidence of benefit and value for money and improved health outcomes.

⁷ Care Homes Use of Medicines Study: prevalence, causes and potential harm of medication errors in care homes for older people (CHUMS), October 2009

7. List of Appendices

1. PNA Process Papers
 - a) HWB/CEG Project Update
 - b) Steering Group Terms of Reference
2. Work Plan / Communication Plan
3. List of pharmacies and services provided
4. Public Needs Survey
 - a) Public Needs Survey questionnaire
 - b) Results of Public Needs Survey – City
5. Formal Consultation
 - a) Formal Consultation questionnaire
 - b) Consultation responses
6. Equity Impact Assessment
7. Pharmacy opening hours
8. List of GP practices
9. List of Sexual Health Clinics
10. List of Smoking Cessation Services
11. Map of care homes and pharmacies